





PRO 600 "Pioneering Robustness at Lightning Speeds!"

Standart Machine Includes:



- 
 7" Touch Panel
- 
 Stretch Tensioner+CTS
- 
 Automatic Top Presses
- 
 Automatic Cutting System
- 
 Motorised Belt Conveyors

MACHINE TECHNICAL SPECIFICATIONS

Net Passing Diameter (mm)	600
Standart Dimensions (W x H x L) (mm)	1630x1500x2960
Max. Rotational Velocity (rpm)	90
Total Weight (kg)	560 kg
Installed Total Power (kw)	1,5
Power Supply Voltage (V)	400V 3Ph+N 50/60Hz

PRODUCT SIZE TO PACK

Max. Length (mm)	No Limit
Min Length (mm) with Bridge	600
Max Passing Dimensions (mm)	Max W: 550 H: 150 W:400 Max H: 300

CONVEYOR BELT FEATURES








Conveyor Belt Length (mm)	1500
Conveyor Belt Width (mm)	300
Max. Conveyor Speed (m/sec)	15
Max. Load Capacity (kg/m)	60
Working Height (mm)	800-850

STRETCH FILM FEATURES

Max. Exterior Diameter (mm)	210
Reeel Core Diameter (mm)	76
Max. Exterior Width (mm)	170/250
Recommended Thickness (micron)	12, 15, 17, 23, 30, 35
Max. Weight	4,2 kg / 5,6 kg

*125/170mm reels can also be used

CUSTOMISE YOUR MACHINE WITH:

- 
 Wifi/Mobile Access
- 
 Barcode Program & Printer
- 
 Conveyor Options
- 
 Touch Series (Bubble/Foam Wrap)
- 
 Automatic Side Guides
- 
 Stretch Roture Warning System
- 
 Fence Protection