

# TIZIT Maxiflex UTS

## El sistema de herramientas universal de cambio rápido



*La tecnología más moderna para una producción económica*

**PLANSEE TIZIT**

# PLANSEE en el mundo



Las tecnologías modernas imponen exigencias elevadas a los materiales utilizados. Por lo tanto, la realización de nuevas tecnologías depende en muchos casos de la solución de problemas relativos a los materiales.

PLANSEE es sinónimo de aplicaciones innovadoras de materiales avanzados.

PLANSEE es con sus tres divisiones "Materiales avanzados", "Metales duros & herramientas" y "Acero sinterizado" uno de los primeros fabricantes de productos pulvimetalúrgicos y sus componentes a escala mundial.

Nuestros productos destacan por sus calidades excepcionales y se utilizan en muchos ámbitos de la alta

tecnología.

Con plantas de producción en los tres grandes espacios económicos - Europa, América y Asia, así como una gran red de sucursales y revendedores propios, PLANSEE logra responder rápidamente a las necesidades de sus clientes.

# A Step ahead in Technology



Visítenos en Internet bajo  
[www.plansee.com](http://www.plansee.com)



Alta tecnología en la planta de  
sinterización TIZIT



Nuestras instalaciones y  
procesos corresponden a la  
tecnología más moderna.



Materias primas  
seleccionadas



Contamos con más de 80 años  
de conocimientos en el campo  
de la pulvimetalurgia.

Nuestros sistemas de asegura-  
miento de calidad cumplen con  
los estándares más elevados.  
Pasamos con regularidad auditorías.



En camino al  
seminario PLANSEE



Mantenemos un diálogo intenso con  
nuestros socios de negocios.

# El sistema de herramientas universal de cambio rápido

TIZIT Maxiflex UTS le permite maximizar el rendimiento:

- Incrementar la productividad
- Reducir los tiempos de preparación y de parada
- Mejorar la calidad
- Aumentar la seguridad
- Incrementar la flexibilidad
- Facilitar el trabajo
- Permitir la automatización
- Minimizar los costes

¿Y cómo?

- ➔ Usar las innovaciones TIZIT (EcoCut, MSS, plaquitas para aluminio)
- ➔ Cambiar las unidades UTS en vez de las plaquitas intercambiables
- ➔ Eliminar las pasadas de medida gracias a una alta repetibilidad
- ➔ Puesta a punto: cambiar las unidades UTS en vez de las herramientas completas
- ➔ Utilizar módulos UTS estándar en vez de herramientas especiales
- ➔ Beneficiarse de la estabilidad elevada de las barras de mandrinado UTS
- ➔ Reducir los tiempos de mecanizado empleando mayores parámetros de corte
- ➔ Reducir los tiempos de parada y aumentar la fiabilidad de los procesos aprovechando las dimensiones principales UTS estandarizadas
- ➔ Bajar los costes de herramientas directos e indirectos dada la longevidad de las unidades UTS
- ➔ Incrementar la productividad gracias al cambio de herramientas automatizado
- ➔ Usar herramientas UTS motorizadas para alcanzar una máxima flexibilidad

TIZIT Maxiflex UTS - el sabor del rendimiento

# El sistema de herramientas universal de cambio rápido

|   | Página            |
|---|-------------------|
| Introducción .....  | 6 – 8             |
| Unidades de torneado UTS y barras de mandrinado para plaquitas negativas - TIZIT Maxilock N ..... | 10 – 24           |
| Unidades de torneado UTS y barras de mandrinado para plaquitas positivas - TIZIT Maxilock S ..... | 25 – 38           |
| Herramienta de taladrado y torneado UTS TIZIT EcoCut .....  | 39                |
| Unidades de tronzado y ranurado UTS y barras de mandrinado TIZIT MSS .....                        | 40 – 43           |
| Herramientas de roscado UTS TIZIT MSS-TC .....  | 44                |
| Herramientas de roscado TIZIT Maxilock SG .....   | 45 – 47           |
| Brocas de plaquitas intercambiables UTS TIZIT Maxidrill .....                                     | 48 – 49           |
| Semielaborados UTS .....  | 50                |
| Prolongaciones y reductores UTS .....   | 52                |
| Adaptadores UTS .....   | 53 – 63           |
| Amarres base UTS para tornos .....  | 65 – 78           |
| Unidades motorizadas .....  | 79                |
| Amarres base UTS para centros de mecanizado .....   | 80 – 81           |
| Equipamientos para máquinas y herramientas especiales .....                                       | 82                |
| Datos técnicos .....  | 83 – 84           |
| Accesorios y piezas de repuesto UTS .....   | 85 – 86 / 89 – 90 |
| Elementos de montaje UTS .....  | 87                |
| Instrucciones de montaje .....  | 88                |

# El sistema de herramientas universal de cambio rápido

## La sujeción manual

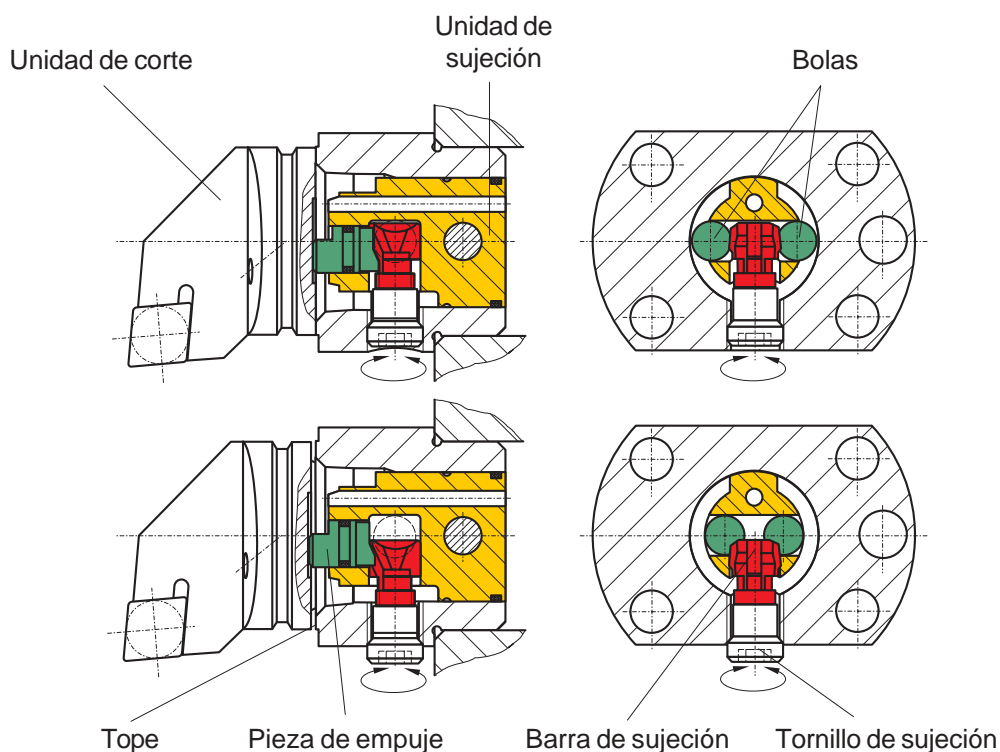
Girando el tornillo de sujeción hacia la derecha (aproximadamente 3 vueltas y media) la barra de sujeción se mueve hacia atrás. Debido a las superficies oblicuas las bolas de sujeción son empujadas hacia el exterior colocándose en los agujeros de la unidad de corte. La misma es tirada hasta el tope en el adaptador. Durante este movimiento los conos (tanto en la unidad como en el adaptador) están sujetos a una deformación elástica.

Esto garantiza una conexión muy estable y precisa.

En la sujeción manual el tornillo de sujeción tiene que ser fijado con un par de apriete definido:

|       |       |
|-------|-------|
| UT40: | 16 Nm |
| UT50: | 32 Nm |
| UT63: | 50 Nm |

El aflojamiento se lleva a cabo girando el tornillo de sujeción hacia la izquierda. La barra de sujeción se mueve hacia atrás y las bolas retroceden. El cono (relación 1:10) queda en la posición de auto-sujeción. La unidad de corte es expulsada activamente por la pieza de empuje.



La sujeción manual se aplica principalmente en construcciones modulares o en tornos con intervalos de cambio de herramientas más largos.

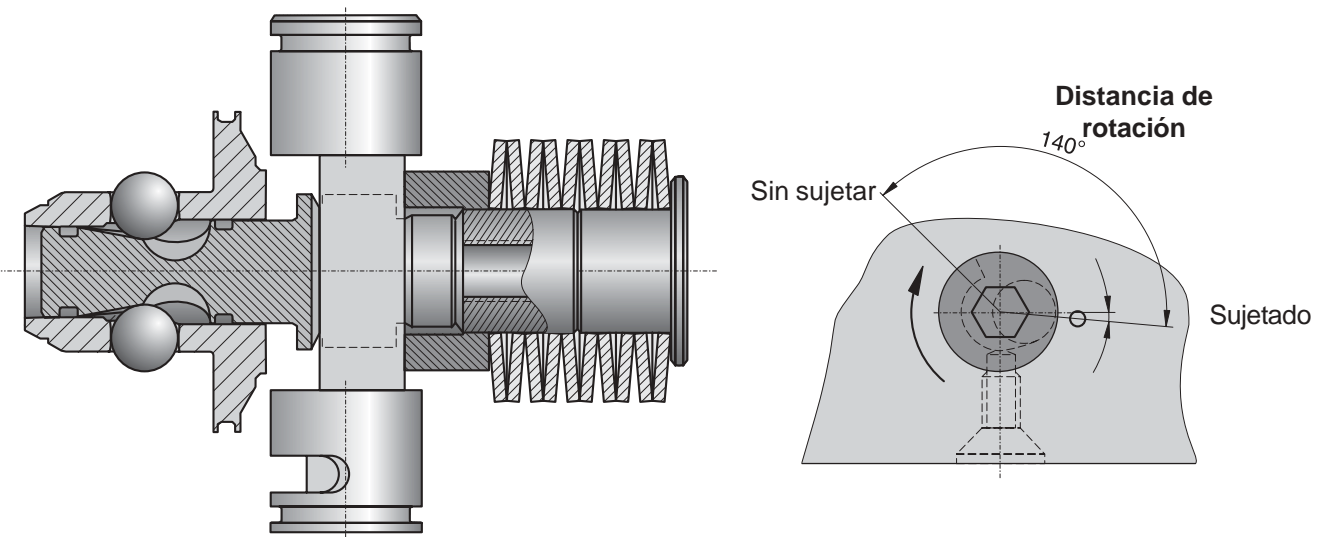
Su construcción extremadamente corta y compacta representa otra ventaja.

# El sistema de herramientas universal de cambio rápido

## La nueva sujeción rápida

La nueva sujeción rápida **MAXIFLEX UTS** funciona gracias a una rotación de  $140^\circ$  de una excéntrica que mueve la barra de sujeción en dirección axial.

El principio aprobado de la sujeción por bolas es mantenido pero la fuerza de sujeción es producida por muelles de disco. Tanto durante la sujeción como durante el aflojamiento de una unidad de corte la rotación de la excéntrica es limitada por un tope fijo. Por ello **ya no se precisa una llave dinamométrica** para la nueva sujeción rápida **TIZIT MAXIFLEX UTS**.



## Ventajas especiales

Rotación de la llave de  $140^\circ$  para sujetar y aflojar:

- Reduce considerablemente los tiempos de cambio de las herramientas
- Facilita el cambio de herramientas en zonas difíciles de acceder

Fuerza de sujeción definida gracias a los muelles de disco:

- NINGUNA llave dinamométrica necesaria
- Fuerzas de sujeción constantes
- Mayor seguridad y duraciones de herramientas más largas

Las posibilidades que brinda la nueva **sujeción rápida TIZIT MAXIFLEX UTS** son muy útiles en **tornos con frecuentes cambios de herramientas**.

# El sistema de herramientas universal de cambio rápido

## Designaciones de las unidades de corte UTS


| Tamaño UTS | Diámetro de la barra de mandrinado | Longitud de la herramienta según ISO | Tipo de plaquita | Tamaño de plaquita |
|------------|------------------------------------|--------------------------------------|------------------|--------------------|
| UT40       | -32                                | F                                    | -SCLCL           | -12                |

## Designaciones de los amarres base y adaptadores UTS

| Tamaño UTS | Tipo de herramienta  | Tamaño nominal | Longitud | Forma del amarre base  | Sistema de sujeción UTS   | Ejecución   |
|------------|--|----------------|----------|--|---|---|
| UT40       | -VDI<br>ej.<br>VDI = DIN 69880<br>ZYL = mango cilíndrico<br>EA = adaptador de montaje<br>ES = juego de montaje<br>etc. | 40             | 40       | -W<br>W = acodado<br>A = axial/recto<br>S = sujeción lateral<br>O = sujeción por arriba<br>Z = concéntrico<br>E = excéntrico | S<br>S = sujeción rápida<br>R = sujeción manual<br>F = muelles de disco | R<br>L = a izquierdas<br>N = neutro<br>R = a derechas |



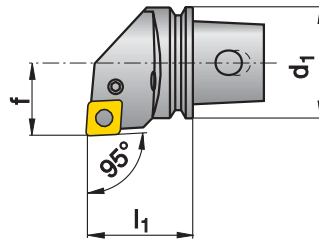




**PLANSEE TIZIT**

# Unidades de torneado con sujeción por palanca

## Maxilock N para plaquitas negativas



El dibujo muestra la ejecución a derechas.

PCLN.

| Tipo,<br>designación | Tamaño UTS [mm] |    |                |                   |                |                | Plaquitas   |
|----------------------|-----------------|----|----------------|-------------------|----------------|----------------|-------------|
|                      | d <sub>1</sub>  | f  | l <sub>1</sub> | d <sub>mi</sub> * | d <sub>2</sub> | l <sub>2</sub> |             |
| UT40-PCLNL-12        | 40              | 27 | 40             | 54                | —              | —              | CN.. 1204.. |
| UT40-PCLNL-16        | 40              | 27 | 40             | 54                | —              | —              | CN.. 1606.. |
| UT40-PCLNR-12        | 40              | 27 | 40             | 54                | —              | —              | CN.. 1204.. |
| UT40-PCLNR-16        | 40              | 27 | 40             | 54                | —              | —              | CN.. 1606.. |
| UT50-PCLNL-12        | 50              | 35 | 50             | 70                | —              | —              | CN.. 1204.. |
| UT50-PCLNL-16        | 50              | 35 | 50             | 70                | —              | —              | CN.. 1606.. |
| UT50-PCLNR-12        | 50              | 35 | 50             | 70                | —              | —              | CN.. 1204.. |
| UT50-PCLNR-16        | 50              | 35 | 50             | 70                | —              | —              | CN.. 1606.. |
| UT63-PCLNL-12        | 63              | 43 | 60             | 86                | —              | —              | CN.. 1204.. |
| UT63-PCLNL-16        | 63              | 43 | 60             | 86                | —              | —              | CN.. 1606.. |
| UT63-PCLNL-19        | 63              | 43 | 60             | 86                | —              | —              | CN.. 1906.. |
| UT63-PCLNR-12        | 63              | 43 | 60             | 86                | —              | —              | CN.. 1204.. |
| UT63-PCLNR-16        | 63              | 43 | 60             | 86                | —              | —              | CN.. 1606.. |
| UT63-PCLNR-19        | 63              | 43 | 60             | 86                | —              | —              | CN.. 1906.. |

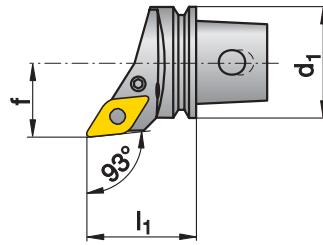
Ejemplo de pedido: 10 unidades UT40-PCLNR-12

d<sub>mi</sub> = diámetro mínimo de mandrinado para unidades de corte UTS

| Piezas de repuesto,<br>accesorios | Juego   | Plaquita<br>base | Palanca | Tornillo | Pasador<br>tubular | Herramienta<br>de montaje | Llave   | Junta O |
|-----------------------------------|---------|------------------|---------|----------|--------------------|---------------------------|---------|---------|
| UT40-PCLNL-12                     | 7853401 | U112150          | H023441 | S023421  | R023461            | M018471                   | 7882202 | 7896900 |
| UT40-PCLNL-16                     | 7853402 | U000152          | H000840 | S000831  | R025464            | M022473                   | 7882202 | 7896900 |
| UT40-PCLNR-12                     | 7853401 | U112150          | H023441 | S023421  | R023461            | M018471                   | 7882202 | 7896900 |
| UT40-PCLNR-16                     | 7853402 | U000152          | H000840 | S000831  | R025464            | M022473                   | 7882202 | 7896900 |
| UT50-PCLNL-12                     | 7853401 | U112150          | H023441 | S023421  | R023461            | M018471                   | 7882202 | 7896940 |
| UT50-PCLNL-16                     | 7853402 | U000152          | H000840 | S000831  | R025464            | M022473                   | 7882202 | 7896940 |
| UT50-PCLNR-12                     | 7853401 | U112150          | H023441 | S023421  | R023461            | M018471                   | 7882202 | 7896940 |
| UT50-PCLNR-16                     | 7853402 | U000152          | H000840 | S000831  | R025464            | M022473                   | 7882202 | 7896940 |
| UT63-PCLNL-12                     | 7853401 | U112150          | H023441 | S023421  | R023461            | M018471                   | 7882202 | 7896941 |
| UT63-PCLNL-16                     | 7853402 | U000152          | H000840 | S000831  | R025464            | M022473                   | 7882202 | 7896941 |
| UT63-PCLNL-19                     | 7853403 | U123151          | H033442 | S033422  | R033462            | M022472                   | 7480412 | 7896941 |
| UT63-PCLNR-12                     | 7853401 | U112150          | H023441 | S023421  | R023461            | M018471                   | 7882202 | 7896941 |
| UT63-PCLNR-16                     | 7853402 | U000152          | H000840 | S000831  | R025464            | M022473                   | 7882202 | 7896941 |
| UT63-PCLNR-19                     | 7853403 | U123151          | H033442 | S033422  | R033462            | M022472                   | 7480412 | 7896941 |

# Unidades de torneado con sujeción por palanca

## Maxilock N para plaquitas negativas



El dibujo muestra la ejecución a derechas.

PDJN.

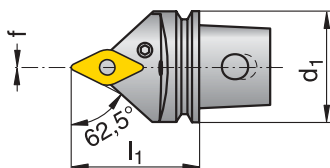
| Tipo,<br>designación | Tamaño UTS [mm] |    |                |                   |                |                | Plaquitas   |
|----------------------|-----------------|----|----------------|-------------------|----------------|----------------|-------------|
|                      | d <sub>1</sub>  | f  | l <sub>1</sub> | d <sub>mi</sub> * | d <sub>2</sub> | l <sub>2</sub> |             |
| UT40-PDJNL-11        | 40              | 27 | 40             | —                 | —              | —              | DN.. 1104.. |
| UT40-PDJNL-15        | 40              | 27 | 40             | —                 | —              | —              | DN.. 1506.. |
| UT40-PDJNR-11        | 40              | 27 | 40             | —                 | —              | —              | DN.. 1104.. |
| UT40-PDJNR-15        | 40              | 27 | 40             | —                 | —              | —              | DN.. 1506.. |
| UT50-PDJNL-11        | 50              | 35 | 50             | —                 | —              | —              | DN.. 1104.. |
| UT50-PDJNL-15        | 50              | 35 | 50             | —                 | —              | —              | DN.. 1506.. |
| UT50-PDJNR-11        | 50              | 35 | 50             | —                 | —              | —              | DN.. 1104.. |
| UT50-PDJNR-15        | 50              | 35 | 50             | —                 | —              | —              | DN.. 1506.. |
| UT63-PDJNL-11        | 63              | 43 | 60             | —                 | —              | —              | DN.. 1104.. |
| UT63-PDJNL-15        | 63              | 43 | 60             | —                 | —              | —              | DN.. 1506.. |
| UT63-PDJNR-11        | 63              | 43 | 60             | —                 | —              | —              | DN.. 1104.. |
| UT63-PDJNR-15        | 63              | 43 | 60             | —                 | —              | —              | DN.. 1506.. |

Ejemplo de pedido: 10 unidades UT50-PDJNR-11

| Piezas de repuesto,<br>accesorios | Juego   | Plaquita<br>base | Palanca | Tornillo | Pasador<br>tubular | Herramienta<br>de montaje | Llave   | Junta O |
|-----------------------------------|---------|------------------|---------|----------|--------------------|---------------------------|---------|---------|
| UT40-PDJNL-11                     | 7853426 | 7853521          | 7853610 | S018420  | 7853806            | M018470                   | 7882201 | 7896900 |
| UT40-PDJNL-15                     | 7853404 | U153150          | H024447 | S000831  | R023461            | M018471                   | 7882202 | 7896900 |
| UT40-PDJNR-11                     | 7853426 | 7853521          | 7853610 | S018420  | 7853806            | M018470                   | 7882201 | 7896900 |
| UT40-PDJNR-15                     | 7853404 | U153150          | H024447 | S000831  | R023461            | M018471                   | 7882202 | 7896900 |
| UT50-PDJNL-11                     | 7853426 | 7853521          | 7853610 | S018420  | 7853806            | M018470                   | 7882201 | 7896940 |
| UT50-PDJNL-15                     | 7853404 | U153150          | H024447 | S000831  | R023461            | M018471                   | 7882202 | 7896940 |
| UT50-PDJNR-11                     | 7853426 | 7853521          | 7853610 | S018420  | 7853806            | M018470                   | 7882201 | 7896940 |
| UT50-PDJNR-15                     | 7853404 | U153150          | H024447 | S000831  | R023461            | M018471                   | 7882202 | 7896940 |
| UT63-PDJNL-11                     | 7853426 | 7853521          | 7853610 | S018420  | 7853806            | M018470                   | 7882201 | 7896941 |
| UT63-PDJNL-15                     | 7853404 | U153150          | H024447 | S000831  | R023461            | M018471                   | 7882202 | 7896941 |
| UT63-PDJNR-11                     | 7853426 | 7853521          | 7853610 | S018420  | 7853806            | M018470                   | 7882201 | 7896941 |
| UT63-PDJNR-15                     | 7853404 | U153150          | H024447 | S000831  | R023461            | M018471                   | 7882202 | 7896941 |

# Unidades de torneado con sujeción por palanca

## Maxilock N para plaquitas negativas



PDNN.

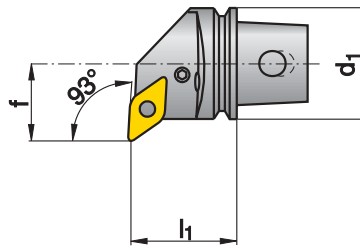
| Tipo,<br>designación | Tamaño<br>UTS  |   |                |                   |                |                | Plaquitas   |
|----------------------|----------------|---|----------------|-------------------|----------------|----------------|-------------|
|                      | d <sub>1</sub> | f | l <sub>1</sub> | d <sub>mi</sub> * | d <sub>2</sub> | l <sub>2</sub> |             |
| UT40-PDNNL-11        | 40             | 0 | 45             | —                 | —              | —              | DN.. 1104.. |
| UT40-PDNNL-15        | 40             | 0 | 45             | —                 | —              | —              | DN.. 1506.. |
| UT40-PDNNR-11        | 40             | 0 | 45             | —                 | —              | —              | DN.. 1104.. |
| UT40-PDNNR-15        | 40             | 0 | 45             | —                 | —              | —              | DN.. 1506.. |
| UT50-PDNNL-11        | 50             | 0 | 50             | —                 | —              | —              | DN.. 1104.. |
| UT50-PDNNL-15        | 50             | 0 | 50             | —                 | —              | —              | DN.. 1506.. |
| UT50-PDNNR-11        | 50             | 0 | 50             | —                 | —              | —              | DN.. 1104.. |
| UT50-PDNNR-15        | 50             | 0 | 50             | —                 | —              | —              | DN.. 1506.. |
| UT63-PDNNL-11        | 63             | 0 | 60             | —                 | —              | —              | DN.. 1104.. |
| UT63-PDNNL-15        | 63             | 0 | 60             | —                 | —              | —              | DN.. 1506.. |
| UT63-PDNNR-11        | 63             | 0 | 60             | —                 | —              | —              | DN.. 1104.. |
| UT63-PDNNR-15        | 63             | 0 | 60             | —                 | —              | —              | DN.. 1506.. |

Ejemplo de pedido: 10 unidades UT63-PDNNR-11

| Piezas de repuesto,<br>accesorios | Juego   | Plaquita<br>base | Palanca | Tornillo | Pasador<br>tubular | Herramienta<br>de montaje | Llave   | Junta O |
|-----------------------------------|---------|------------------|---------|----------|--------------------|---------------------------|---------|---------|
| UT40-PDNNL-11                     | 7853426 | 7853521          | 7853610 | S018420  | 7853806            | M018470                   | 7882201 | 7896900 |
| UT40-PDNNL-15                     | 7853404 | U153150          | H024447 | S000831  | R023461            | M018471                   | 7882202 | 7896900 |
| UT40-PDNNR-11                     | 7853426 | 7853521          | 7853610 | S018420  | 7853806            | M018470                   | 7882201 | 7896900 |
| UT40-PDNNR-15                     | 7853404 | U153150          | H024447 | S000831  | R023461            | M018471                   | 7882202 | 7896900 |
| UT50-PDNNL-11                     | 7853426 | 7853521          | 7853610 | S018420  | 7853806            | M018470                   | 7882201 | 7896940 |
| UT50-PDNNL-15                     | 7853404 | U153150          | H024447 | S000831  | R023461            | M018471                   | 7882202 | 7896940 |
| UT50-PDNNR-11                     | 7853426 | 7853521          | 7853610 | S018420  | 7853806            | M018470                   | 7882201 | 7896940 |
| UT50-PDNNR-15                     | 7853404 | U153150          | H024447 | S000831  | R023461            | M018471                   | 7882202 | 7896940 |
| UT63-PDNNL-11                     | 7853426 | 7853521          | 7853610 | S018420  | 7853806            | M018470                   | 7882201 | 7896941 |
| UT63-PDNNL-15                     | 7853404 | U153150          | H024447 | S000831  | R023461            | M018471                   | 7882202 | 7896941 |
| UT63-PDNNR-11                     | 7853426 | 7853521          | 7853610 | S018420  | 7853806            | M018470                   | 7882201 | 7896941 |
| UT63-PDNNR-15                     | 7853404 | U153150          | H024447 | S000831  | R023461            | M018471                   | 7882202 | 7896941 |

# Unidades de torneado con sujeción por palanca

## Maxilock N para plaquitas negativas



El dibujo muestra la ejecución a derechas.

PDUN.

| Tipo,<br>designación | Tamaño UTS [mm] |    |                |                                |                |                | Plaquitas   |
|----------------------|-----------------|----|----------------|--------------------------------|----------------|----------------|-------------|
|                      | d <sub>1</sub>  | f  | l <sub>1</sub> | d <sub>mi</sub> * <sup>*</sup> | d <sub>2</sub> | l <sub>2</sub> |             |
| UT40-PDUNL-11        | 40              | 27 | 40             | 49                             | —              | —              | DN.. 1104.. |
| UT40-PDUNL-15        | 40              | 27 | 40             | 49                             | —              | —              | DN.. 1506.. |
| UT40-PDUNR-11        | 40              | 27 | 40             | 49                             | —              | —              | DN.. 1104.. |
| UT40-PDUNR-15        | 40              | 27 | 40             | 49                             | —              | —              | DN.. 1506.. |
| UT50-PDUNL-15        | 50              | 35 | 50             | 62                             | —              | —              | DN.. 1506.. |
| UT50-PDUNR-15        | 50              | 35 | 50             | 62                             | —              | —              | DN.. 1506.. |
| UT63-PDUNL-15        | 63              | 43 | 60             | 77                             | —              | —              | DN.. 1506.. |
| UT63-PDUNR-15        | 63              | 43 | 60             | 77                             | —              | —              | DN.. 1506.. |

**Ejemplo de pedido:** 10 unidades UT50-PDUNL-15

d<sub>mi</sub> = diámetro mínimo de mandrinado para unidades de corte UTS

| Piezas de repuesto,<br>accesorios | Juego   | Plaquita<br>base | Palanca | Tornillo | Pasador<br>tubular | Herramienta<br>de montaje | Llave   | Junta O |
|-----------------------------------|---------|------------------|---------|----------|--------------------|---------------------------|---------|---------|
| UT40-PDUNL-11                     | 7853426 | 7853521          | 7853610 | S018420  | 7853806            | M018470                   | 7882201 | 7896900 |
| UT40-PDUNL-15                     | 7853404 | U153150          | H024447 | S000831  | R023461            | M018471                   | 7882202 | 7896900 |
| UT40-PDUNR-11                     | 7853426 | 7853521          | 7853610 | S018420  | 7853806            | M018470                   | 7882201 | 7896900 |
| UT40-PDUNR-15                     | 7853404 | U153150          | H024447 | S000831  | R023461            | M018471                   | 7882202 | 7896900 |
| UT50-PDUNL-15                     | 7853404 | U153150          | H024447 | S000831  | R023461            | M018471                   | 7882202 | 7896940 |
| UT50-PDUNR-15                     | 7853404 | U153150          | H024447 | S000831  | R023461            | M018471                   | 7882202 | 7896940 |
| UT63-PDUNL-15                     | 7853404 | U153150          | H024447 | S000831  | R023461            | M018471                   | 7882202 | 7896941 |
| UT63-PDUNR-15                     | 7853404 | U153150          | H024447 | S000831  | R023461            | M018471                   | 7882202 | 7896941 |

# Unidades de torneado con sujeción por palanca

## Maxilock N para plaquitas redondas



El dibujo PRGC. muestra la ejecución a derechas.

PRDCN

PRGC.

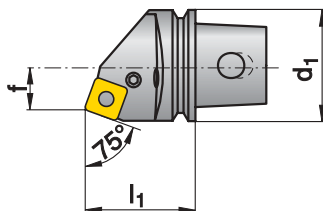
| Tipo,<br>designación | Tamaño UTS [mm] |    |                |                   |                |                | Plaquitas   |
|----------------------|-----------------|----|----------------|-------------------|----------------|----------------|-------------|
|                      | d <sub>1</sub>  | f  | l <sub>1</sub> | d <sub>mi</sub> * | d <sub>2</sub> | l <sub>2</sub> |             |
| UT50-PRDCN-12        | 50              | 0  | 50             | —                 | —              | —              | RC.. 1204.. |
| UT50-PRDCN-16        | 50              | 0  | 50             | —                 | —              | —              | RC.. 1606.. |
| UT63-PRDCN-16        | 63              | 0  | 60             | —                 | —              | —              | RC.. 1606.. |
| UT50-PRGCL-12        | 50              | 35 | 50             | —                 | —              | —              | RC.. 1204.. |
| UT50-PRGCL-16        | 50              | 35 | 50             | —                 | —              | —              | RC.. 1606.. |
| UT50-PRGCR-12        | 50              | 35 | 50             | —                 | —              | —              | RC.. 1204.. |
| UT50-PRGCR-16        | 50              | 35 | 50             | —                 | —              | —              | RC.. 1606.. |
| UT63-PRGCL-16        | 63              | 43 | 60             | —                 | —              | —              | RC.. 1606.. |
| UT63-PRGCR-16        | 63              | 43 | 60             | —                 | —              | —              | RC.. 1606.. |

Ejemplo de pedido: 10 unidades UT50-PRGCL-12

| Piezas de repuesto,<br>accesorios | Juego   | Plaquita<br>base | Palanca | Tornillo | Pasador<br>tubular | Herramienta<br>de montaje | Llave   | Junta O |
|-----------------------------------|---------|------------------|---------|----------|--------------------|---------------------------|---------|---------|
| UT50-PRDCN-12                     | 7853416 | U000351          | H000341 | S018420  | R018463            | M018470                   | 7882201 | 7896940 |
| UT50-PRDCN-16                     | 7853417 | U000352          | H000342 | S000433  | R000467            | M018471                   | 7882202 | 7896940 |
| UT63-PRDCN-16                     | 7853417 | U000352          | H000342 | S000433  | R000467            | M018471                   | 7882202 | 7896941 |
| UT50-PRGCL-12                     | 7853416 | U000351          | H000341 | S018420  | R018463            | M018470                   | 7882201 | 7896940 |
| UT50-PRGCL-16                     | 7853417 | U000352          | H000342 | S000433  | R000467            | M018471                   | 7882202 | 7896940 |
| UT50-PRGCR-12                     | 7853416 | U000351          | H000341 | S018420  | R018463            | M018470                   | 7882201 | 7896940 |
| UT50-PRGCR-16                     | 7853417 | U000352          | H000342 | S000433  | R000467            | M018471                   | 7882202 | 7896940 |
| UT63-PRGCL-16                     | 7853417 | U000352          | H000342 | S000433  | R000467            | M018471                   | 7882202 | 7896941 |
| UT63-PRGCR-16                     | 7853417 | U000352          | H000342 | S000433  | R000467            | M018471                   | 7882202 | 7896941 |

# Unidades de torneado con sujeción por palanca

## Maxilock N para plaquitas negativas



El dibujo muestra la ejecución a derechas.

PSBN.

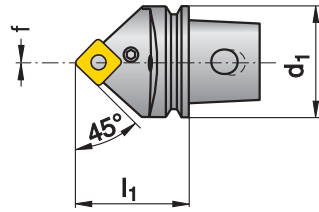
| Tipo,<br>designación | Tamaño UTS [mm] |    |                |                   |                |                | Plaquitas   |
|----------------------|-----------------|----|----------------|-------------------|----------------|----------------|-------------|
|                      | d <sub>1</sub>  | f  | l <sub>1</sub> | d <sub>mi</sub> * | d <sub>2</sub> | l <sub>2</sub> |             |
| UT40-PSBNL-12        | 40              | 17 | 40             | —                 | —              | —              | SN.. 1204.. |
| UT40-PSBNR-12        | 40              | 17 | 40             | —                 | —              | —              | SN.. 1204.. |
| UT50-PSBNL-12        | 50              | 22 | 50             | —                 | —              | —              | SN.. 1204.. |
| UT50-PSBNL-15        | 50              | 22 | 50             | —                 | —              | —              | SN.. 1506.. |
| UT50-PSBNR-12        | 50              | 22 | 50             | —                 | —              | —              | SN.. 1204.. |
| UT50-PSBNR-15        | 50              | 22 | 50             | —                 | —              | —              | SN.. 1506.. |
| UT63-PSBNL-12        | 63              | 27 | 60             | —                 | —              | —              | SN.. 1204.. |
| UT63-PSBNL-15        | 63              | 27 | 60             | —                 | —              | —              | SN.. 1506.. |
| UT63-PSBNL-19        | 63              | 27 | 60             | —                 | —              | —              | SN.. 1906.. |
| UT63-PSBNR-12        | 63              | 27 | 60             | —                 | —              | —              | SN.. 1204.. |
| UT63-PSBNR-15        | 63              | 27 | 60             | —                 | —              | —              | SN.. 1506.. |
| UT63-PSBNR-19        | 63              | 27 | 60             | —                 | —              | —              | SN.. 1906.. |

Ejemplo de pedido: 10 unidades UT63-PSBNR-19

| Piezas de repuesto,<br>accesorios | Juego   | Plaquita<br>base | Palanca | Tornillo | Pasador<br>tubular | Herramienta<br>de montaje | Llave   | Junta O |
|-----------------------------------|---------|------------------|---------|----------|--------------------|---------------------------|---------|---------|
| UT40-PSBNL-12                     | 7853408 | U063451          | H023441 | S023421  | R023461            | M018471                   | 7882202 | 7896900 |
| UT40-PSBNR-12                     | 7853408 | U063451          | H023441 | S023421  | R023461            | M018471                   | 7882202 | 7896900 |
| UT50-PSBNL-12                     | 7853408 | U063451          | H023441 | S023421  | R023461            | M018471                   | 7882202 | 7896940 |
| UT50-PSBNL-15                     | 7853409 | U000457          | H000840 | S000831  | R025464            | M022473                   | 7882202 | 7896940 |
| UT50-PSBNR-12                     | 7853408 | U063451          | H023441 | S023421  | R023461            | M018471                   | 7882202 | 7896940 |
| UT50-PSBNR-15                     | 7853409 | U000457          | H000840 | S000831  | R025464            | M022473                   | 7882202 | 7896940 |
| UT63-PSBNL-12                     | 7853408 | U063451          | H023441 | S023421  | R023461            | M018471                   | 7882202 | 7896941 |
| UT63-PSBNL-15                     | 7853409 | U000457          | H000840 | S000831  | R025464            | M022473                   | 7882202 | 7896941 |
| UT63-PSBNL-19                     | 7853410 | U083452          | H033442 | S033422  | R033462            | M022472                   | 7480412 | 7896941 |
| UT63-PSBNR-12                     | 7853408 | U063451          | H023441 | S023421  | R023461            | M018471                   | 7882202 | 7896941 |
| UT63-PSBNR-15                     | 7853409 | U000457          | H000840 | S000831  | R025464            | M022473                   | 7882202 | 7896941 |
| UT63-PSBNR-19                     | 7853410 | U083452          | H033442 | S033422  | R033462            | M022472                   | 7480412 | 7896941 |

# Unidades de torneado con sujeción por palanca

## Maxilock N para plaquitas negativas



### PSDNN

| Tipo,<br>designación | Tamaño UTS [mm] |   |                |                   |                |                | Plaquitas   |
|----------------------|-----------------|---|----------------|-------------------|----------------|----------------|-------------|
|                      | d <sub>1</sub>  | f | l <sub>1</sub> | d <sub>mi</sub> * | d <sub>2</sub> | l <sub>2</sub> |             |
| UT40-PSDNN-12        | 40              | 0 | 40             | —                 | —              | —              | SN.. 1204.. |
| UT50-PSDNN-12        | 50              | 0 | 50             | —                 | —              | —              | SN.. 1204.. |
| UT50-PSDNN-15        | 50              | 0 | 50             | —                 | —              | —              | SN.. 1506.. |
| UT63-PSDNN-12        | 63              | 0 | 60             | —                 | —              | —              | SN.. 1204.. |
| UT63-PSDNN-15        | 63              | 0 | 60             | —                 | —              | —              | SN.. 1506.. |
| UT63-PSDNN-19        | 63              | 0 | 60             | —                 | —              | —              | SN.. 1906.. |

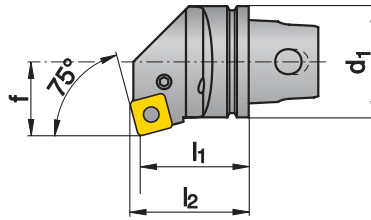
Ejemplo de pedido: 10 unidades UT40-PSDNN-12

| Piezas de repuesto,<br>accesorios | Juego   | Plaquita<br>base | Palanca | Tornillo | Pasador<br>tubular | Herramienta<br>de montaje | Llave   | Junta O |
|-----------------------------------|---------|------------------|---------|----------|--------------------|---------------------------|---------|---------|
| UT40-PSDNN-12                     | 7853408 | U063451          | H023441 | S023421  | R023461            | M018471                   | 7882202 | 7896900 |
| UT50-PSDNN-12                     | 7853408 | U063451          | H023441 | S023421  | R023461            | M018471                   | 7882202 | 7896940 |
| UT50-PSDNN-15                     | 7853409 | U000457          | H000840 | S000831  | R025464            | M022473                   | 7882202 | 7896940 |
| UT63-PSDNN-12                     | 7853408 | U063451          | H023441 | S023421  | R023461            | M018471                   | 7882202 | 7896941 |
| UT63-PSDNN-15                     | 7853409 | U000457          | H000840 | S000831  | R025464            | M022473                   | 7882202 | 7896941 |
| UT63-PSDNN-19                     | 7853410 | U083452          | H033442 | S033422  | R033462            | M022472                   | 7480412 | 7896941 |



# Unidades de torneado con sujeción por palanca

## Maxilock N para plaquitas negativas



El dibujo muestra la ejecución a derechas.

PSKN.

| Tipo,<br>designación | Tamaño UTS [mm] |    |                |                   |                |                | Plaquitas   |
|----------------------|-----------------|----|----------------|-------------------|----------------|----------------|-------------|
|                      | d <sub>1</sub>  | f  | l <sub>1</sub> | d <sub>mi</sub> * | d <sub>2</sub> | l <sub>2</sub> |             |
| UT40-PSKNL-12        | 40              | 27 | 40             | 49                | —              | 44             | SN.. 1204.. |
| UT40-PSKNR-12        | 40              | 27 | 40             | 49                | —              | 44             | SN.. 1204.. |
| UT50-PSKNL-12        | 50              | 35 | 50             | 63                | —              | 54             | SN.. 1204.. |
| UT50-PSKNL-15        | 50              | 35 | 50             | 63                | —              | 55             | SN.. 1506.. |
| UT50-PSKNR-12        | 50              | 35 | 50             | 63                | —              | 54             | SN.. 1204.. |
| UT50-PSKNR-15        | 50              | 35 | 50             | 63                | —              | 55             | SN.. 1506.. |
| UT63-PSKNL-12        | 63              | 43 | 60             | 80                | —              | 64             | SN.. 1204.. |
| UT63-PSKNL-15        | 63              | 43 | 60             | 80                | —              | 65             | SN.. 1506.. |
| UT63-PSKNL-19        | 63              | 43 | 60             | 80                | —              | 66             | SN.. 1906.. |
| UT63-PSKNR-12        | 63              | 43 | 60             | 80                | —              | 64             | SN.. 1204.. |
| UT63-PSKNR-15        | 63              | 43 | 60             | 80                | —              | 65             | SN.. 1506.. |
| UT63-PSKNR-19        | 63              | 43 | 60             | 80                | —              | 66             | SN.. 1906.. |

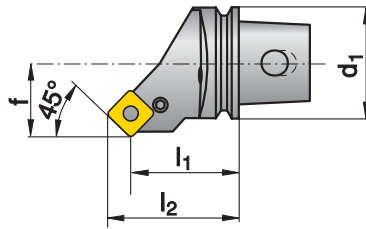
**Ejemplo de pedido:** 10 unidades UT50-PSKNR-15

d<sub>mi</sub> = diámetro mínimo de mandrinado para unidades de corte UTS

| Piezas de repuesto,<br>accesorios | Juego   | Plaquita<br>base | Palanca | Tornillo | Pasador<br>tubular | Herramienta<br>de montaje | Llave   | Junta O |
|-----------------------------------|---------|------------------|---------|----------|--------------------|---------------------------|---------|---------|
| UT40-PSKNL-12                     | 7853408 | U063451          | H023441 | S023421  | R023461            | M018471                   | 7882202 | 7896900 |
| UT40-PSKNR-12                     | 7853408 | U063451          | H023441 | S023421  | R023461            | M018471                   | 7882202 | 7896900 |
| UT50-PSKNL-12                     | 7853408 | U063451          | H023441 | S023421  | R023461            | M018471                   | 7882202 | 7896940 |
| UT50-PSKNL-15                     | 7853409 | U000457          | H000840 | S000831  | R025464            | M022473                   | 7882202 | 7896940 |
| UT50-PSKNR-12                     | 7853408 | U063451          | H023441 | S023421  | R023461            | M018471                   | 7882202 | 7896940 |
| UT50-PSKNR-15                     | 7853409 | U000457          | H000840 | S000831  | R025464            | M022473                   | 7882202 | 7896940 |
| UT63-PSKNL-12                     | 7853408 | U063451          | H023441 | S023421  | R023461            | M018471                   | 7882202 | 7896941 |
| UT63-PSKNL-15                     | 7853409 | U000457          | H000840 | S000831  | R025464            | M022473                   | 7882202 | 7896941 |
| UT63-PSKNL-19                     | 7853410 | U083452          | H033442 | S033422  | R033462            | M022472                   | 7480412 | 7896941 |
| UT63-PSKNR-12                     | 7853408 | U063451          | H023441 | S023421  | R023461            | M018471                   | 7882202 | 7896941 |
| UT63-PSKNR-15                     | 7853409 | U000457          | H000840 | S000831  | R025464            | M022473                   | 7882202 | 7896941 |
| UT63-PSKNR-19                     | 7853410 | U083452          | H033442 | S033422  | R033462            | M022472                   | 7480412 | 7896941 |

# Unidades de torneado con sujeción por palanca

## Maxilock N para plaquitas negativas



El dibujo muestra la ejecución a derechas.

### PSSN.

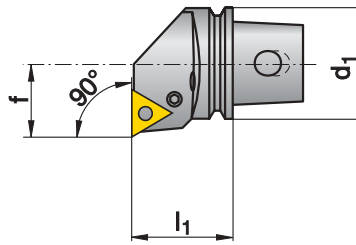
| Tipo,<br>designación | Tamaño UTS [mm] |    |                |                   |                |                | Plaquitas   |
|----------------------|-----------------|----|----------------|-------------------|----------------|----------------|-------------|
|                      | d <sub>1</sub>  | f  | l <sub>1</sub> | d <sub>mi</sub> * | d <sub>2</sub> | l <sub>2</sub> |             |
| UT40-PSSNL-12        | 40              | 27 | 40             | —                 | —              | 48             | SN.. 1204.. |
| UT40-PSSNR-12        | 40              | 27 | 40             | —                 | —              | 48             | SN.. 1204.. |
| UT50-PSSNL-12        | 50              | 35 | 50             | —                 | —              | 58             | SN.. 1204.. |
| UT50-PSSNL-15        | 50              | 35 | 50             | —                 | —              | 60             | SN.. 1506.. |
| UT50-PSSNR-12        | 50              | 35 | 50             | —                 | —              | 58             | SN.. 1204.. |
| UT50-PSSNR-15        | 50              | 35 | 50             | —                 | —              | 60             | SN.. 1506.. |
| UT63-PSSNL-12        | 63              | 43 | 60             | —                 | —              | 68             | SN.. 1204.. |
| UT63-PSSNL-15        | 63              | 43 | 60             | —                 | —              | 70             | SN.. 1506.. |
| UT63-PSSNL-19        | 63              | 43 | 60             | —                 | —              | 72             | SN.. 1906.. |
| UT63-PSSNR-12        | 63              | 43 | 60             | —                 | —              | 68             | SN.. 1204.. |
| UT63-PSSNR-15        | 63              | 43 | 60             | —                 | —              | 70             | SN.. 1506.. |
| UT63-PSSNR-19        | 63              | 43 | 60             | —                 | —              | 72             | SN.. 1906.. |

Ejemplo de pedido: 10 unidades UT50-PSSNL-15

| Piezas de repuesto,<br>accesorios | Juego   | Plaquita<br>base | Palanca | Tornillo | Pasador<br>tubular | Herramienta<br>de montaje | Llave   | Junta O |
|-----------------------------------|---------|------------------|---------|----------|--------------------|---------------------------|---------|---------|
| UT40-PSSNL-12                     | 7853408 | U063451          | H023441 | S023421  | R023461            | M018471                   | 7882202 | 7896900 |
| UT40-PSSNR-12                     | 7853408 | U063451          | H023441 | S023421  | R023461            | M018471                   | 7882202 | 7896900 |
| UT50-PSSNL-12                     | 7853408 | U063451          | H023441 | S023421  | R023461            | M018471                   | 7882202 | 7896940 |
| UT50-PSSNL-15                     | 7853409 | U000457          | H000840 | S000831  | R025464            | M022473                   | 7882202 | 7896940 |
| UT50-PSSNR-12                     | 7853408 | U063451          | H023441 | S023421  | R023461            | M018471                   | 7882202 | 7896940 |
| UT50-PSSNR-15                     | 7853409 | U000457          | H000840 | S000831  | R025464            | M022473                   | 7882202 | 7896940 |
| UT63-PSSNL-12                     | 7853408 | U063451          | H023441 | S023421  | R023461            | M018471                   | 7882202 | 7896941 |
| UT63-PSSNL-15                     | 7853409 | U000457          | H000840 | S000831  | R025464            | M022473                   | 7882202 | 7896941 |
| UT63-PSSNL-19                     | 7853410 | U083452          | H033442 | S033422  | R033462            | M022472                   | 7480412 | 7896941 |
| UT63-PSSNR-12                     | 7853408 | U063451          | H023441 | S023421  | R023461            | M018471                   | 7882202 | 7896941 |
| UT63-PSSNR-15                     | 7853409 | U000457          | H000840 | S000831  | R025464            | M022473                   | 7882202 | 7896941 |
| UT63-PSSNR-19                     | 7853410 | U083452          | H033442 | S033422  | R033462            | M022472                   | 7480412 | 7896941 |

# Unidades de torneado con sujeción por palanca

## Maxilock N para plaquitas negativas



El dibujo muestra la ejecución a derechas.

PTFN.

| Tipo,<br>designación | Tamaño UTS [mm] |    |                |                   |                |                | Plaquitas   |
|----------------------|-----------------|----|----------------|-------------------|----------------|----------------|-------------|
|                      | d <sub>1</sub>  | f  | l <sub>1</sub> | d <sub>mi</sub> * | d <sub>2</sub> | l <sub>2</sub> |             |
| UT40-PTFNL-16        | 40              | 27 | 40             | 54                | —              | —              | TN.. 1604.. |
| UT40-PTFNR-16        | 40              | 27 | 40             | 54                | —              | —              | TN.. 1604.. |
| UT50-PTFNL-16        | 50              | 35 | 50             | 63                | —              | —              | TN.. 1604.. |
| UT50-PTFNL-22        | 50              | 35 | 50             | 63                | —              | —              | TN.. 2204.. |
| UT50-PTFNR-16        | 50              | 35 | 50             | 63                | —              | —              | TN.. 1604.. |
| UT50-PTFNR-22        | 50              | 35 | 50             | 63                | —              | —              | TN.. 2204.. |
| UT63-PTFNL-16        | 63              | 43 | 60             | 80                | —              | —              | TN.. 1604.. |
| UT63-PTFNL-22        | 63              | 43 | 60             | 80                | —              | —              | TN.. 2204.. |
| UT63-PTFNL-27        | 63              | 43 | 60             | 80                | —              | —              | TN.. 2706.. |
| UT63-PTFNR-16        | 63              | 43 | 60             | 80                | —              | —              | TN.. 1604.. |
| UT63-PTFNR-22        | 63              | 43 | 60             | 80                | —              | —              | TN.. 2204.. |
| UT63-PTFNR-27        | 63              | 43 | 60             | 80                | —              | —              | TN.. 2706.. |

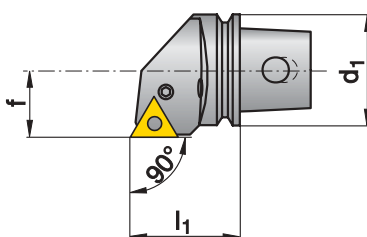
**Ejemplo de pedido:** 10 unidades UT50-PTFNR-16

d<sub>mi</sub> = diámetro mínimo de mandrinado para unidades de corte UTS

| Piezas de repuesto,<br>accesorios | Juego   | Plaquita<br>base | Palanca | Tornillo | Pasador<br>tubular | Herramienta<br>de montaje | Llave   | Junta O |
|-----------------------------------|---------|------------------|---------|----------|--------------------|---------------------------|---------|---------|
| UT40-PTFNL-16                     | 7853413 | U013950          | H018440 | S018420  | R018463            | M018470                   | 7882201 | 7896900 |
| UT40-PTFNR-16                     | 7853413 | U013950          | H018440 | S018420  | R018463            | M018470                   | 7882201 | 7896900 |
| UT50-PTFNL-16                     | 7853413 | U013950          | H018440 | S018420  | R018463            | M018470                   | 7882201 | 7896940 |
| UT50-PTFNL-22                     | 7853414 | U021953          | H023441 | S023421  | R023461            | M018471                   | 7882202 | 7896940 |
| UT50-PTFNR-16                     | 7853413 | U013950          | H018440 | S018420  | R018463            | M018470                   | 7882201 | 7896940 |
| UT50-PTFNR-22                     | 7853414 | U021953          | H023441 | S023421  | R023461            | M018471                   | 7882202 | 7896940 |
| UT63-PTFNL-16                     | 7853413 | U013950          | H018440 | S018420  | R018463            | M018470                   | 7882201 | 7896941 |
| UT63-PTFNL-22                     | 7853414 | U021953          | H023441 | S023421  | R023461            | M018471                   | 7882202 | 7896941 |
| UT63-PTFNL-27                     | 7853415 | U031954          | H028443 | S000425  | R025464            | M022473                   | 7882202 | 7896941 |
| UT63-PTFNR-16                     | 7853413 | U013950          | H018440 | S018420  | R018463            | M018470                   | 7882201 | 7896941 |
| UT63-PTFNR-22                     | 7853414 | U021953          | H023441 | S023421  | R023461            | M018471                   | 7882202 | 7896941 |
| UT63-PTFNR-27                     | 7853415 | U031954          | H028443 | S000425  | R025464            | M022473                   | 7882202 | 7896941 |

# Unidades de torneado con sujeción por palanca

## Maxilock N para plaquitas negativas



El dibujo muestra la ejecución a derechas.

PTGN.

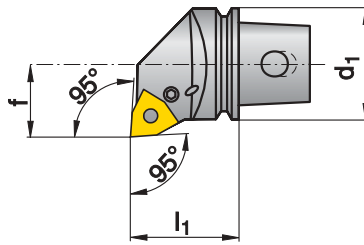
| Tipo,<br>designación | Tamaño UTS [mm] |    |                |                   |                |                | Plaquitas   |
|----------------------|-----------------|----|----------------|-------------------|----------------|----------------|-------------|
|                      | d <sub>1</sub>  | f  | l <sub>1</sub> | d <sub>mi</sub> * | d <sub>2</sub> | l <sub>2</sub> |             |
| UT40-PTGNL-16        | 40              | 27 | 40             | —                 | —              | —              | TN.. 1604.. |
| UT40-PTGNR-16        | 40              | 27 | 40             | —                 | —              | —              | TN.. 1604.. |
| UT50-PTGNL-16        | 50              | 35 | 50             | —                 | —              | —              | TN.. 1604.. |
| UT50-PTGNL-22        | 50              | 35 | 50             | —                 | —              | —              | TN.. 2204.. |
| UT50-PTGNR-16        | 50              | 35 | 50             | —                 | —              | —              | TN.. 1604.. |
| UT50-PTGNR-22        | 50              | 35 | 50             | —                 | —              | —              | TN.. 2204.. |
| UT63-PTGNL-16        | 63              | 43 | 60             | —                 | —              | —              | TN.. 1604.. |
| UT63-PTGNL-22        | 63              | 43 | 60             | —                 | —              | —              | TN.. 2204.. |
| UT63-PTGNL-27        | 63              | 43 | 60             | —                 | —              | —              | TN.. 2706.. |
| UT63-PTGNR-16        | 63              | 43 | 60             | —                 | —              | —              | TN.. 1604.. |
| UT63-PTGNR-22        | 63              | 43 | 60             | —                 | —              | —              | TN.. 2204.. |
| UT63-PTGNR-27        | 63              | 43 | 60             | —                 | —              | —              | TN.. 2706.. |

Ejemplo de pedido: 10 unidades UT40-PTGNR-16

| Piezas de repuesto,<br>accesorios | Juego   | Plaquita<br>base | Palanca | Tornillo | Pasador<br>tubular | Herramienta<br>de montaje | Llave   | Junta O |
|-----------------------------------|---------|------------------|---------|----------|--------------------|---------------------------|---------|---------|
| UT40-PTGNL-16                     | 7853413 | U013950          | H018440 | S018420  | R018463            | M018470                   | 7882201 | 7896900 |
| UT40-PTGNR-16                     | 7853413 | U013950          | H018440 | S018420  | R018463            | M018470                   | 7882201 | 7896900 |
| UT50-PTGNL-16                     | 7853413 | U013950          | H018440 | S018420  | R018463            | M018470                   | 7882201 | 7896940 |
| UT50-PTGNL-22                     | 7853414 | U021953          | H023441 | S023421  | R023461            | M018471                   | 7882202 | 7896940 |
| UT50-PTGNR-16                     | 7853413 | U013950          | H018440 | S018420  | R018463            | M018470                   | 7882201 | 7896940 |
| UT50-PTGNR-22                     | 7853414 | U021953          | H023441 | S023421  | R023461            | M018471                   | 7882202 | 7896940 |
| UT63-PTGNL-16                     | 7853413 | U013950          | H018440 | S018420  | R018463            | M018470                   | 7882201 | 7896941 |
| UT63-PTGNL-22                     | 7853414 | U021953          | H023441 | S023421  | R023461            | M018471                   | 7882202 | 7896941 |
| UT63-PTGNL-27                     | 7853415 | U031954          | H028443 | S000425  | R025464            | M022473                   | 7882202 | 7896941 |
| UT63-PTGNR-16                     | 7853413 | U013950          | H018440 | S018420  | R018463            | M018470                   | 7882201 | 7896941 |
| UT63-PTGNR-22                     | 7853414 | U021953          | H023441 | S023421  | R023461            | M018471                   | 7882202 | 7896941 |
| UT63-PTGNR-27                     | 7853415 | U031954          | H028443 | S000425  | R025464            | M022473                   | 7882202 | 7896941 |

# Unidades de torneado con sujeción por palanca

## Maxilock N para plaquitas negativas



El dibujo muestra la ejecución a derechas.

PWLN.

| Tipo,<br>designación | Tamaño UTS [mm] |    |                |                   |                |                | Plaquitas   |
|----------------------|-----------------|----|----------------|-------------------|----------------|----------------|-------------|
|                      | d <sub>1</sub>  | f  | l <sub>1</sub> | d <sub>mi</sub> * | d <sub>2</sub> | l <sub>2</sub> |             |
| UT40-PWLN-06         | 40              | 27 | 40             | 49                | —              | —              | WN.. 0604.. |
| UT40-PWLN-06         | 40              | 27 | 40             | 49                | —              | —              | WN.. 0604.. |
| UT40-PWLN-08         | 40              | 27 | 40             | 49                | —              | —              | WN.. 0804.. |
| UT40-PWLN-08         | 40              | 27 | 40             | 49                | —              | —              | WN.. 0804.. |
| UT50-PWLN-08         | 50              | 35 | 50             | 62                | —              | —              | WN.. 0804.. |
| UT50-PWLN-08         | 50              | 35 | 50             | 62                | —              | —              | WN.. 0804.. |
| UT63-PWLN-08         | 63              | 43 | 60             | 77                | —              | —              | WN.. 0804.. |
| UT63-PWLN-08         | 63              | 43 | 60             | 77                | —              | —              | WN.. 0804.. |

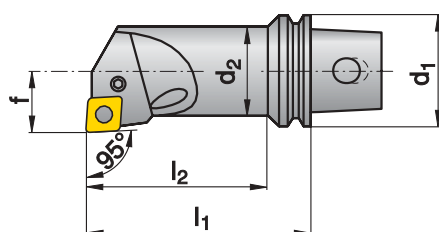
**Ejemplo de pedido:** 10 unidades UT40-PWLN-08

d<sub>mi</sub> = diámetro mínimo de mandrinado para unidades de corte UTS

| Piezas de repuesto,<br>accesorios | Juego   | Plaquita<br>base | Palanca | Tornillo | Pasador<br>tubular | Herramienta<br>de montaje | Llave   | Junta O |
|-----------------------------------|---------|------------------|---------|----------|--------------------|---------------------------|---------|---------|
| UT40-PWLN-06                      | 7853423 | 7853520          | H018440 | S018420  | 7853806            | M018470                   | 7882201 | 7896900 |
| UT40-PWLN-06                      | 7853423 | 7853520          | H018440 | S018420  | 7853806            | M018470                   | 7882201 | 7896900 |
| UT40-PWLN-08                      | 7853422 | 7853519          | H023441 | S023421  | R023461            | M018471                   | 7882202 | 7896900 |
| UT40-PWLN-08                      | 7853422 | 7853519          | H023441 | S023421  | R023461            | M018471                   | 7882202 | 7896900 |
| UT50-PWLN-08                      | 7853422 | 7853519          | H023441 | S023421  | R023461            | M018471                   | 7882202 | 7896940 |
| UT50-PWLN-08                      | 7853422 | 7853519          | H023441 | S023421  | R023461            | M018471                   | 7882202 | 7896940 |
| UT63-PWLN-08                      | 7853422 | 7853519          | H023441 | S023421  | R023461            | M018471                   | 7882202 | 7896941 |
| UT63-PWLN-08                      | 7853422 | 7853519          | H023441 | S023421  | R023461            | M018471                   | 7882202 | 7896941 |

# Barras de mandrinado con sujeción por palanca

## Maxilock N para plaquitas negativas



El dibujo muestra la ejecución a derechas.

PCLN.

| Tipo,<br>designación | Tamaño UTS [mm] |    |                |                   |                |                | Plaquitas   |
|----------------------|-----------------|----|----------------|-------------------|----------------|----------------|-------------|
|                      | d <sub>1</sub>  | f  | l <sub>1</sub> | d <sub>mi</sub> * | d <sub>2</sub> | l <sub>2</sub> |             |
| UT40-25G-PCLNL-12    | 40              | 17 | 90             | 32                | 25             | 75             | CN.. 1204.. |
| UT40-25G-PCLNR-12    | 40              | 17 | 90             | 32                | 25             | 75             | CN.. 1204.. |
| UT40-32H-PCLNL-12    | 40              | 22 | 100            | 40                | 32             | 86             | CN.. 1204.. |
| UT40-32H-PCLNR-12    | 40              | 22 | 100            | 40                | 32             | 86             | CN.. 1204.. |
| UT50-32G-PCLNL-12    | 50              | 22 | 90             | 40                | 32             | 66             | CN.. 1204.. |
| UT50-32G-PCLNR-12    | 50              | 22 | 90             | 40                | 32             | 66             | CN.. 1204.. |
| UT50-40J-PCLNL-12    | 50              | 27 | 110            | 49                | 40             | 82             | CN.. 1204.. |
| UT50-40J-PCLNR-12    | 50              | 27 | 110            | 49                | 40             | 82             | CN.. 1204.. |
| UT63-32H-PCLNL-12    | 63              | 22 | 100            | 40                | 32             | 66             | CN.. 1204.. |
| UT63-32H-PCLNR-12    | 63              | 22 | 100            | 40                | 32             | 66             | CN.. 1204.. |
| UT63-40J-PCLNL-12    | 63              | 27 | 110            | 49                | 40             | 82             | CN.. 1204.. |
| UT63-40J-PCLNR-12    | 63              | 27 | 110            | 49                | 40             | 82             | CN.. 1204.. |

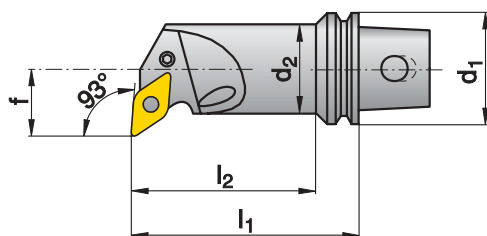
**Ejemplo de pedido:** 10 unidades UT50-40J-PCLNL-12

d<sub>mi</sub> = diámetro mínimo de mandrinado para unidades de corte UTS

| Piezas de repuesto,<br>accesorios | Juego   | Plaquita<br>base | Palanca | Tornillo | Pasador<br>tubular | Herramienta<br>de montaje | Llave   | Junta O |
|-----------------------------------|---------|------------------|---------|----------|--------------------|---------------------------|---------|---------|
| UT40-25G-PCLNL-12                 | 7853401 | U112150          | H023441 | S000458  | R023461            | M018471                   | 7882202 | 7896900 |
| UT40-25G-PCLNR-12                 | 7853401 | U112150          | H023441 | S000458  | R023461            | M018471                   | 7882202 | 7896900 |
| UT40-32H-PCLNL-12                 | 7853401 | U112150          | H023441 | S000458  | R023461            | M018471                   | 7882202 | 7896900 |
| UT40-32H-PCLNR-12                 | 7853401 | U112150          | H023441 | S000458  | R023461            | M018471                   | 7882202 | 7896900 |
| UT50-32G-PCLNL-12                 | 7853401 | U112150          | H023441 | S000458  | R023461            | M018471                   | 7882202 | 7896940 |
| UT50-32G-PCLNR-12                 | 7853401 | U112150          | H023441 | S000458  | R023461            | M018471                   | 7882202 | 7896940 |
| UT50-40J-PCLNL-12                 | 7853401 | U112150          | H023441 | S000458  | R023461            | M018471                   | 7882202 | 7896940 |
| UT50-40J-PCLNR-12                 | 7853401 | U112150          | H023441 | S000458  | R023461            | M018471                   | 7882202 | 7896940 |
| UT63-32H-PCLNL-12                 | 7853401 | U112150          | H023441 | S000458  | R023461            | M018471                   | 7882202 | 7896941 |
| UT63-32H-PCLNR-12                 | 7853401 | U112150          | H023441 | S000458  | R023461            | M018471                   | 7882202 | 7896941 |
| UT63-40J-PCLNL-12                 | 7853401 | U112150          | H023441 | S000458  | R023461            | M018471                   | 7882202 | 7896941 |
| UT63-40J-PCLNR-12                 | 7853401 | U112150          | H023441 | S000458  | R023461            | M018471                   | 7882202 | 7896941 |

# Barras de mandrinado con sujeción por palanca

## Maxilock N para plaquitas negativas



El dibujo muestra la ejecución a derechas.

PDUN.

| Tipo,<br>designación | Tamaño UTS [mm] |      |                |                   |                |                | Plaquitas   |
|----------------------|-----------------|------|----------------|-------------------|----------------|----------------|-------------|
|                      | d <sub>1</sub>  | f    | l <sub>1</sub> | d <sub>mi</sub> * | d <sub>2</sub> | l <sub>2</sub> |             |
| UT40-25G-PDUNL-11    | 40              | 17   | 90             | 32                | 25             | 75             | DN.. 1104.  |
| UT40-25G-PDUNR-11    | 40              | 17   | 90             | 32                | 25             | 75             | DN.. 1104.. |
| UT40-32H-PDUNL-15    | 40              | 22   | 100            | 40                | 32             | 86             | DN.. 1506.. |
| UT40-32H-PDUNR-15    | 40              | 22   | 100            | 40                | 32             | 86             | DN.. 1506.. |
| UT50-25G-PDUNL-11    | 50              | 18,5 | 90             | 32                | 25             | 76             | DN.. 1104.. |
| UT50-25G-PDUNR-11    | 50              | 18,5 | 90             | 32                | 25             | 76             | DN.. 1104.. |
| UT50-32G-PDUNL-15    | 50              | 22   | 90             | 40                | 32             | 66             | DN.. 1506.. |
| UT50-32G-PDUNR-15    | 50              | 22   | 90             | 40                | 32             | 66             | DN.. 1506.. |
| UT50-40J-PDUNL-15    | 50              | 27   | 110            | 49                | 40             | 82             | DN.. 1506.. |
| UT50-40J-PDUNR-15    | 50              | 27   | 110            | 49                | 40             | 82             | DN.. 1506.. |
| UT63-32H-PDUNL-15    | 63              | 22   | 100            | 40                | 32             | 66             | DN.. 1506.. |
| UT63-32H-PDUNR-15    | 63              | 22   | 100            | 40                | 32             | 66             | DN.. 1506.. |
| UT63-40J-PDUNL-15    | 63              | 27   | 110            | 49                | 40             | 82             | DN.. 1506.. |
| UT63-40J-PDUNR-15    | 63              | 27   | 110            | 49                | 40             | 82             | DN.. 1506.. |

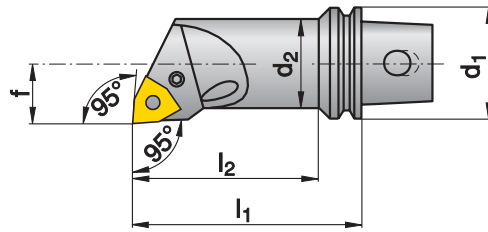
Ejemplo de pedido: 10 unidades UT40-25G-PDUNR-11

d<sub>mi</sub> = diámetro mínimo de mandrinado para unidades de corte UTS

| Piezas de repuesto,<br>accesorios | Juego   | Plaquita<br>base | Palanca | Tornillo | Pasador<br>tubular | Herramienta<br>de montaje | Llave   | Junta O |
|-----------------------------------|---------|------------------|---------|----------|--------------------|---------------------------|---------|---------|
| UT40-25G-PDUNL-11                 | 7853426 | 7853521          | 7853610 | S018420  | 7853806            | M018470                   | 7882201 | 7896900 |
| UT40-25G-PDUNR-11                 | 7853426 | 7853521          | 7853610 | S018420  | 7853806            | M018470                   | 7882201 | 7896900 |
| UT40-32H-PDUNL-15                 | 7853404 | U153150          | H024447 | S000831  | R023461            | M018471                   | 7882202 | 7896900 |
| UT40-32H-PDUNR-15                 | 7853404 | U153150          | H024447 | S000831  | R023461            | M018471                   | 7882202 | 7896900 |
| UT50-25G-PDUNL-11                 | 7853426 | 7853521          | 7853610 | S018420  | 7853806            | M018470                   | 7882201 | 7896940 |
| UT50-25G-PDUNR-11                 | 7853426 | 7853521          | 7853610 | S018420  | 7853806            | M018470                   | 7882201 | 7896940 |
| UT50-32G-PDUNL-15                 | 7853404 | U153150          | H024447 | S000831  | R023461            | M018471                   | 7882202 | 7896940 |
| UT50-32G-PDUNR-15                 | 7853404 | U153150          | H024447 | S000831  | R023461            | M018471                   | 7882202 | 7896940 |
| UT50-40J-PDUNL-15                 | 7853404 | U153150          | H024447 | S000831  | R023461            | M018471                   | 7882202 | 7896940 |
| UT50-40J-PDUNR-15                 | 7853404 | U153150          | H024447 | S000831  | R023461            | M018471                   | 7882202 | 7896940 |
| UT63-32H-PDUNL-15                 | 7853404 | U153150          | H024447 | S000831  | R023461            | M018471                   | 7882202 | 7896941 |
| UT63-32H-PDUNR-15                 | 7853404 | U153150          | H024447 | S000831  | R023461            | M018471                   | 7882202 | 7896941 |
| UT63-40J-PDUNL-15                 | 7853404 | U153150          | H024447 | S000831  | R023461            | M018471                   | 7882202 | 7896941 |
| UT63-40J-PDUNR-15                 | 7853404 | U153150          | H024447 | S000831  | R023461            | M018471                   | 7882202 | 7896941 |

# Barras de mandrinado con sujeción por palanca

## Maxilock N para plaquitas intercambiables negativas



El dibujo muestra la ejecución a derechas.

PWLN.

| Tipo,<br>designación | Tamaño UTS [mm] |    |                |                   |                |                | Plaquitas   |
|----------------------|-----------------|----|----------------|-------------------|----------------|----------------|-------------|
|                      | d <sub>1</sub>  | f  | l <sub>1</sub> | d <sub>mi</sub> * | d <sub>2</sub> | l <sub>2</sub> |             |
| UT40-25G-PWLNL-06    | 40              | 17 | 90             | 35                | 25             | 75             | WN.. 0604.. |
| UT40-25G-PWLN-06     | 40              | 17 | 90             | 35                | 25             | 75             | WN.. 0604.. |
| UT40-32H-PWLNL-08    | 40              | 22 | 100            | 40                | 32             | 86             | WN.. 0804.. |
| UT40-32H-PWLN-08     | 40              | 22 | 100            | 40                | 32             | 86             | WN.. 0804.. |
| UT50-32G-PWLNL-08    | 50              | 22 | 90             | 40                | 32             | 66             | WN.. 0804.. |
| UT50-32G-PWLN-08     | 50              | 22 | 90             | 40                | 32             | 66             | WN.. 0804.. |
| UT50-40J-PWLNL-08    | 50              | 27 | 110            | 49                | 40             | 82             | WN.. 0804.. |
| UT50-40J-PWLN-08     | 50              | 27 | 110            | 49                | 40             | 82             | WN.. 0804.. |
| UT63-32H-PWLNL-08    | 63              | 22 | 100            | 40                | 32             | 66             | WN.. 0804.. |
| UT63-32H-PWLN-08     | 63              | 22 | 100            | 40                | 32             | 66             | WN.. 0804.. |
| UT63-40J-PWLNL-08    | 63              | 27 | 110            | 49                | 40             | 82             | WN.. 0804.. |
| UT63-40J-PWLN-08     | 63              | 27 | 110            | 49                | 40             | 82             | WN.. 0804.. |

Ejemplo de pedido: 10 unidades UT40-32H-PWLN-08

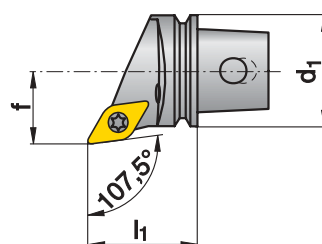
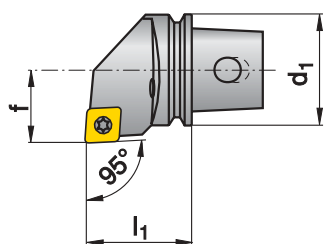
d<sub>mi</sub> = diámetro mínimo de mandrinado para unidades de corte UTS

| Piezas de repuesto,<br>accesorios | Juego   | Plaquita<br>base | Palanca | Tornillo | Pasador<br>tubular | Herramienta<br>de montaje | Llave   | Junta O |
|-----------------------------------|---------|------------------|---------|----------|--------------------|---------------------------|---------|---------|
| UT40-25G-PWLNL-06                 | 7853424 | 7853520          | 7853609 | S018420  | 7853806            | M018470                   | 7882201 | 7896900 |
| UT40-25G-PWLN-06                  | 7853424 | 7853520          | 7853609 | S018420  | 7853806            | M018470                   | 7882201 | 7896900 |
| UT40-32H-PWLNL-08                 | 7853422 | 7853519          | H023441 | S023421  | R023461            | M018471                   | 7882202 | 7896900 |
| UT40-32H-PWLN-08                  | 7853422 | 7853519          | H023441 | S023421  | R023461            | M018471                   | 7882202 | 7896900 |
| UT50-32G-PWLNL-08                 | 7853422 | 7853519          | H023441 | S023421  | R023461            | M018471                   | 7882202 | 7896940 |
| UT50-32G-PWLN-08                  | 7853422 | 7853519          | H023441 | S023421  | R023461            | M018471                   | 7882202 | 7896940 |
| UT50-40J-PWLNL-08                 | 7853422 | 7853519          | H023441 | S023421  | R023461            | M018471                   | 7882202 | 7896940 |
| UT50-40J-PWLN-08                  | 7853422 | 7853519          | H023441 | S023421  | R023461            | M018471                   | 7882202 | 7896940 |
| UT63-32H-PWLNL-08                 | 7853422 | 7853519          | H023441 | S023421  | R023461            | M018471                   | 7882202 | 7896941 |
| UT63-32H-PWLN-08                  | 7853422 | 7853519          | H023441 | S023421  | R023461            | M018471                   | 7882202 | 7896941 |
| UT63-40J-PWLNL-08                 | 7853422 | 7853519          | H023441 | S023421  | R023461            | M018471                   | 7882202 | 7896941 |
| UT63-40J-PWLN-08                  | 7853422 | 7853519          | H023441 | S023421  | R023461            | M018471                   | 7882202 | 7896941 |



# Unidades de torneado con sujeción por tornillo

## Maxilock S para plaquitas positivas con agujero central



Los dibujos muestran la ejecución a derechas.

SCLC.

SDHC.

| Tipo, designación | Tamaño UTS [mm] |    |                |                   |                |                | Plaquitas   |
|-------------------|-----------------|----|----------------|-------------------|----------------|----------------|-------------|
|                   | d <sub>1</sub>  | f  | l <sub>1</sub> | d <sub>mi</sub> * | d <sub>2</sub> | l <sub>2</sub> |             |
| UT40-SCLCL-12     | 40              | 27 | 40             | 54                | —              | —              | CC.. 1204.. |
| UT40-SCLCR-12     | 40              | 27 | 40             | 54                | —              | —              | CC.. 1204.. |
| UT50-SCLCL-12     | 50              | 35 | 50             | 64                | —              | —              | CC.. 1204.. |
| UT50-SCLCR-12     | 50              | 35 | 50             | 64                | —              | —              | CC.. 1204.. |
| UT40-SDHCL-11     | 40              | 27 | 40             | 49                | —              | —              | DC.. 11T3.. |
| UT40-SDHCR-11     | 40              | 27 | 40             | 49                | —              | —              | DC.. 11T3.. |

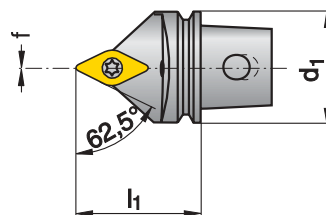
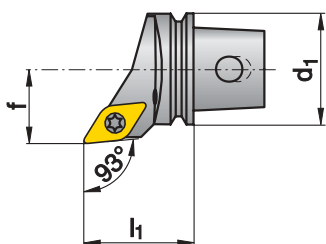
**Ejemplo de pedido:** 10 unidades UT40-SCLCR-12

d<sub>mi</sub> = diámetro mínimo de mandrinado para unidades de corte UTS

| Piezas de repuesto, accesorios | Juego   | Plaquita base | Casquillo roscado | Tornillo | Llave   | Junta O |
|--------------------------------|---------|---------------|-------------------|----------|---------|---------|
| UT40-SCLCL-12                  | 7883901 | 7883002       | 7883101           | 7883202  | 7883301 | 7896900 |
| UT40-SCLCR-12                  | 7883901 | 7883002       | 7883101           | 7883202  | 7883301 | 7896900 |
| UT50-SCLCL-12                  | 7883901 | 7883002       | 7883101           | 7883202  | 7883301 | 7896940 |
| UT50-SCLCR-12                  | 7883901 | 7883002       | 7883101           | 7883202  | 7883301 | 7896940 |
| UT40-SDHCL-11                  | 7815900 | 7815000       | 7883102           | 7815102  | 7883301 | 7896900 |
| UT40-SDHCR-11                  | 7815900 | 7815000       | 7883102           | 7815102  | 7883301 | 7896900 |

# Unidades de torneado con sujeción por tornillo

## Maxilock S para plaquitas positivas con agujero central



El dibujo SDJC. muestra la ejecución a derechas.

SDJC.

SDNCN

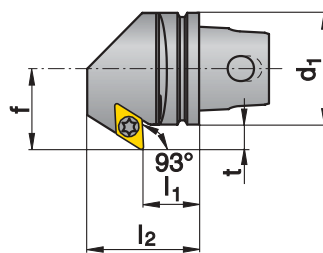
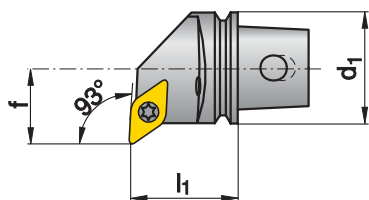
| Tipo, designación | Tamaño UTS | [mm]           |    |                |                   |                | Plaquitas   |
|-------------------|------------|----------------|----|----------------|-------------------|----------------|-------------|
|                   |            | d <sub>1</sub> | f  | l <sub>1</sub> | d <sub>mi</sub> * | d <sub>2</sub> |             |
| UT40-SDJCL-11     | 40         | 27             | 40 | —              | —                 | —              | DC.. 11T3.. |
| UT40-SDJCR-11     | 40         | 27             | 40 | —              | —                 | —              | DC.. 11T3.. |
| UT40-SDNCN-11     | 40         | 0              | 40 | —              | —                 | —              | DC.. 11T3.. |

Ejemplo de pedido: 10 unidades UT40-SDNCN-11

| Piezas de repuesto, accesorios | Juego   | Plaquita base | Casquillo roscado | Tornillo | Llave   | Junta O |
|--------------------------------|---------|---------------|-------------------|----------|---------|---------|
| UT40-SDJCL-11                  | 7815900 | 7815000       | 7883102           | 7815102  | 7883301 | 7896900 |
| UT40-SDJCR-11                  | 7815900 | 7815000       | 7883102           | 7815102  | 7883301 | 7896900 |
| UT40-SDNCN-11                  | 7815900 | 7815000       | 7883102           | 7815102  | 7883301 | 7896900 |

# Unidades de torneado con sujeción por tornillo

## Maxilock S para plaquitas positivas con agujero central



Los dibujos muestran la ejecución a derechas.

SDUC.

SDXC.

| Tipo, designación | Tamaño UTS [mm] |    |                |                   |   |                | Plaquitas   |
|-------------------|-----------------|----|----------------|-------------------|---|----------------|-------------|
|                   | d <sub>1</sub>  | f  | l <sub>1</sub> | d <sub>mi</sub> * | t | l <sub>2</sub> |             |
| UT40-SDUCL-11     | 40              | 27 | 40             | 49                | — | —              | DC.. 11T3.. |
| UT40-SDUCR-11     | 40              | 27 | 40             | 49                | — | —              | DC.. 11T3.. |
| UT50-SDUCL-11     | 50              | 35 | 50             | 64                | — | —              | DC.. 11T3.. |
| UT50-SDUCR-11     | 50              | 35 | 50             | 64                | — | —              | DC.. 11T3.. |
| UT40-SDXCL-11     | 40              | 29 | 20             | 52                | 9 | 40             | DC.. 11T3.. |
| UT40-SDXCR-11     | 40              | 29 | 20             | 52                | 9 | 40             | DC.. 11T3.. |

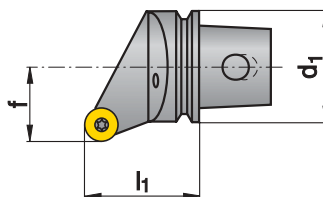
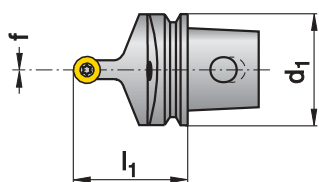
**Ejemplo de pedido:** 10 unidades UT50-SDUCL-11

d<sub>mi</sub> = diámetro mínimo de mandrinado para unidades de corte UTS

| Piezas de repuesto, accesorios | Juego   | Plaquita base | Casquillo roscado | Tornillo | Llave   | Junta O |
|--------------------------------|---------|---------------|-------------------|----------|---------|---------|
| UT40-SDUCL-11                  | 7815900 | 7815000       | 7883102           | 7815102  | 7883301 | 7896900 |
| UT40-SDUCR-11                  | 7815900 | 7815000       | 7883102           | 7815102  | 7883301 | 7896900 |
| UT50-SDUCL-11                  | 7815900 | 7815000       | 7883102           | 7815102  | 7883301 | 7896940 |
| UT50-SDUCR-11                  | 7815900 | 7815000       | 7883102           | 7815102  | 7883301 | 7896940 |
| UT40-SDXCL-11                  | 7815900 | 7815000       | 7883102           | 7815102  | 7883301 | 7896900 |
| UT40-SDXCR-11                  | 7815900 | 7815000       | 7883102           | 7815102  | 7883301 | 7896900 |

# Unidades de torneado con sujeción por tornillo

## Maxilock S para plaquitas redondas con agujero central



El dibujo muestra la ejecución a derechas.

SRDC.

SRGC.

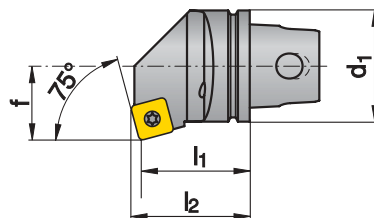
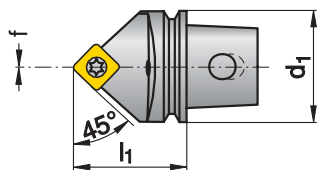
| Tipo,<br>designación | Tamaño UTS [mm] |    |                |                   |                |                | Plaquitas   |
|----------------------|-----------------|----|----------------|-------------------|----------------|----------------|-------------|
|                      | d <sub>1</sub>  | f  | l <sub>1</sub> | d <sub>mi</sub> * | d <sub>2</sub> | l <sub>2</sub> |             |
| UT40-SRDCN-06        | 40              | 0  | 40             | —                 | —              | —              | RC.. 0602.. |
| UT40-SRDCN-08        | 40              | 0  | 40             | —                 | —              | —              | RC.. 0803.. |
| UT40-SRDCN-10        | 40              | 0  | 40             | —                 | —              | —              | RC.. 1003.. |
| UT40-SRGCL-06        | 40              | 27 | 40             | —                 | —              | —              | RC.. 0602.. |
| UT40-SRGCL-08        | 40              | 27 | 40             | —                 | —              | —              | RC.. 0803.. |
| UT40-SRGCL-10        | 40              | 27 | 40             | —                 | —              | —              | RC.. 1003.. |
| UT40-SRGCR-06        | 40              | 27 | 40             | —                 | —              | —              | RC.. 0602.. |
| UT40-SRGCR-08        | 40              | 27 | 40             | —                 | —              | —              | RC.. 0803.. |
| UT40-SRGCR-10        | 40              | 27 | 40             | —                 | —              | —              | RC.. 1003.. |

Ejemplo de pedido: 10 unidades UT40-SRGCR-06

| Piezas de repuesto,<br>accesorios | Juego   | Plaquita<br>base | Casquillo<br>roscado | Tornillo | Llave   | Junta O |
|-----------------------------------|---------|------------------|----------------------|----------|---------|---------|
| UT40-SRDCN-06                     | 7815902 | —                | —                    | 7815101  | 7724106 | 7896900 |
| UT40-SRDCN-08                     | 7883907 | —                | —                    | 7883203  | 7724106 | 7896900 |
| UT40-SRDCN-10                     | 7817902 | 7817002          | 7883102              | 7815102  | 7883301 | 7896900 |
| UT40-SRGCL-06                     | 7815902 | —                | —                    | 7815101  | 7724106 | 7896900 |
| UT40-SRGCL-08                     | 7883907 | —                | —                    | 7883203  | 7724106 | 7896900 |
| UT40-SRGCL-10                     | 7817902 | 7817002          | 7883102              | 7815102  | 7883301 | 7896900 |
| UT40-SRGCR-06                     | 7815902 | —                | —                    | 7815101  | 7724106 | 7896900 |
| UT40-SRGCR-08                     | 7883907 | —                | —                    | 7883203  | 7724106 | 7896900 |
| UT40-SRGCR-10                     | 7817902 | 7817002          | 7883102              | 7815102  | 7883301 | 7896900 |

# Unidades de torneado con sujeción por tornillo

## Maxilock S para plaquitas positivas con agujero central



El dibujo SSKC. muestra la ejecución a derechas.

SSDCN

SSKC.

| Tipo,<br>designación | Tamaño UTS [mm] |    |                |                   |                |                | Plaquitas   |
|----------------------|-----------------|----|----------------|-------------------|----------------|----------------|-------------|
|                      | d <sub>1</sub>  | f  | l <sub>1</sub> | d <sub>mi</sub> * | d <sub>2</sub> | l <sub>2</sub> |             |
| UT40-SSDCN-12        | 40              | 0  | 40             | —                 | —              | —              | SC.. 1204.. |
| UT40-SSKCL-12        | 40              | 27 | 40             | 54                | —              | 44             | SC.. 1204.. |
| UT40-SSKCR-12        | 40              | 27 | 40             | 54                | —              | 44             | SC.. 1204.. |

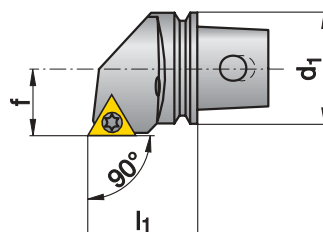
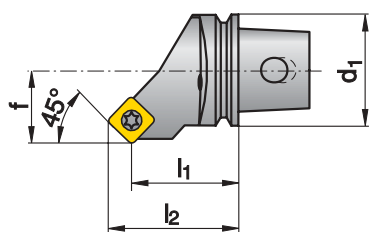
**Ejemplo de pedido:** 10 unidades UT40-SSKCL-12

d<sub>mi</sub> = diámetro mínimo de mandrinado para unidades de corte UTS

| Piezas de repuesto,<br>accesorios | Juego   | Plaquita<br>base | Casquillo<br>roscado | Tornillo | Llave   | Junta O |
|-----------------------------------|---------|------------------|----------------------|----------|---------|---------|
| UT40-SSDCN-12                     | 7883902 | 7883004          | 7883101              | 7883202  | 7883301 | 7896900 |
| UT40-SSKCL-12                     | 7883902 | 7883004          | 7883101              | 7883202  | 7883301 | 7896900 |
| UT40-SSKCR-12                     | 7883902 | 7883004          | 7883101              | 7883202  | 7883301 | 7896900 |

# Unidades de torneado con sujeción por tornillo

## Maxilock S para plaquitas positivas con agujero central



Los dibujos muestran la ejecución a derechas.

SSSC.

STGC.

| Tipo, designación | Tamaño UTS<br>d <sub>1</sub> | [mm] |                |                   |                |                | Plaquitas   |
|-------------------|------------------------------|------|----------------|-------------------|----------------|----------------|-------------|
|                   |                              | f    | l <sub>1</sub> | d <sub>mi</sub> * | d <sub>2</sub> | l <sub>2</sub> |             |
| UT40-SSSCL-12     | 40                           | 27   | 40             | —                 | —              | 48             | SC.. 1204.. |
| UT40-SSSCR-12     | 40                           | 27   | 40             | —                 | —              | 48             | SC.. 1204.. |
| UT40-STGCL-16     | 40                           | 27   | 40             | —                 | —              | —              | TC.. 16T3.. |
| UT40-STGCR-16     | 40                           | 27   | 40             | —                 | —              | —              | TC.. 16T3.. |

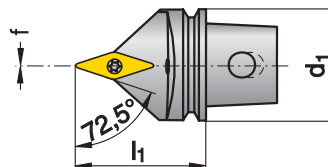
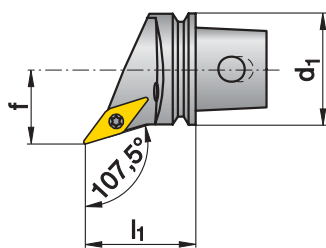
**Ejemplo de pedido:** 10 unidades UT40-SSSCL-12

d<sub>mi</sub> = diámetro mínimo de mandrinado para unidades de corte UTS

| Piezas de repuesto, accesorios | Juego   | Plaquita base | Casquillo roscado | Tornillo | Llave   | Junta O |
|--------------------------------|---------|---------------|-------------------|----------|---------|---------|
| UT40-SSSCL-12                  | 7883902 | 7883004       | 7883101           | 7883202  | 7883301 | 7896900 |
| UT40-SSSCR-12                  | 7883902 | 7883004       | 7883101           | 7883202  | 7883301 | 7896900 |
| UT40-STGCL-16                  | 7883905 | 7883005       | 7883102           | 7815102  | 7883301 | 7896900 |
| UT40-STGCR-16                  | 7883905 | 7883005       | 7883102           | 7815102  | 7883301 | 7896900 |

# Unidades de torneado con sujeción por tornillo

## Maxilock S para plaquitas positivas con agujero central



El dibujo SVHC. muestra la ejecución a derechas.

SVHC.

SVVCN

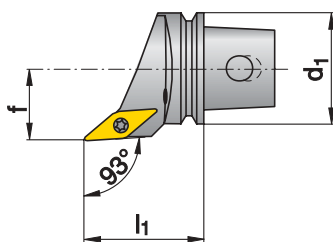
| Tipo,<br>designación | Tamaño UTS [mm] |    |                |                   |                |                | Plaquitas   |
|----------------------|-----------------|----|----------------|-------------------|----------------|----------------|-------------|
|                      | d <sub>1</sub>  | f  | l <sub>1</sub> | d <sub>mi</sub> * | d <sub>2</sub> | l <sub>2</sub> |             |
| UT40-SVHCL-16        | 40              | 27 | 40             | —                 | —              | —              | VC.. 1604.. |
| UT40-SVHCR-16        | 40              | 27 | 40             | —                 | —              | —              | VC.. 1604.. |
| UT50-SVHCL-16        | 50              | 35 | 50             | —                 | —              | —              | VC.. 1604.. |
| UT50-SVHCR-16        | 50              | 35 | 50             | —                 | —              | —              | VC.. 1604.. |
| UT63-SVHCL-16        | 63              | 43 | 60             | —                 | —              | —              | VC.. 1604.. |
| UT63-SVHCR-16        | 63              | 43 | 60             | —                 | —              | —              | VC.. 1604.. |
| UT40-SVVCN-16        | 40              | 0  | 45             | —                 | —              | —              | VC.. 1604.. |

Ejemplo de pedido: 10 unidades UT40-SVHCR-16

| Piezas de repuesto,<br>accesorios | Juego   | Plaquita<br>base | Casquillo<br>roscado | Tornillo | Llave   | Junta O |
|-----------------------------------|---------|------------------|----------------------|----------|---------|---------|
| UT40-SVHCL-16                     | 7815901 | 7815002          | 7883102              | 7815102  | 7883301 | 7896900 |
| UT40-SVHCR-16                     | 7815901 | 7815002          | 7883102              | 7815102  | 7883301 | 7896900 |
| UT50-SVHCL-16                     | 7815901 | 7815002          | 7883102              | 7815102  | 7883301 | 7896940 |
| UT50-SVHCR-16                     | 7815901 | 7815002          | 7883102              | 7815102  | 7883301 | 7896940 |
| UT63-SVHCL-16                     | 7815901 | 7815002          | 7883102              | 7815102  | 7883301 | 7896941 |
| UT63-SVHCR-16                     | 7815901 | 7815002          | 7883102              | 7815102  | 7883301 | 7896941 |
| UT40-SVVCN-16                     | 7815901 | 7815002          | 7883102              | 7815102  | 7883301 | 7896900 |

# Unidades de torneado con sujeción por tornillo

## Maxilock S para plaquitas positivas con agujero central



El dibujo muestra la ejecución a derechas.

SVJC.

| Tipo,<br>designación | Tamaño<br>UTS<br>d <sub>1</sub> | [mm] |                |                   |                |                | Plaquitas   |
|----------------------|---------------------------------|------|----------------|-------------------|----------------|----------------|-------------|
|                      |                                 | f    | l <sub>1</sub> | d <sub>mi</sub> * | d <sub>2</sub> | l <sub>2</sub> |             |
| UT40-SVJCL-16        | 40                              | 27   | 45             | —                 | —              | —              | VC.. 1604.. |
| UT40-SVJCR-16        | 40                              | 27   | 45             | —                 | —              | —              | VC.. 1604.. |
| UT50-SVJCL-16        | 50                              | 35   | 50             | —                 | —              | —              | VC.. 1604.. |
| UT50-SVJCR-16        | 50                              | 35   | 50             | —                 | —              | —              | VC.. 1604.. |
| UT63-SVJCL-16        | 63                              | 43   | 60             | —                 | —              | —              | VC.. 1604.. |
| UT63-SVJCR-16        | 63                              | 43   | 60             | —                 | —              | —              | VC.. 1604.. |

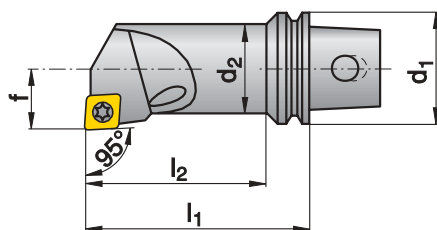
Ejemplo de pedido: 10 unidades UT50-SVJCR-16

| Piezas de repuesto,<br>accesorios | Juego   | Plaquita<br>base | Casquillo<br>roscado | Tornillo | Llave   | Junta O |
|-----------------------------------|---------|------------------|----------------------|----------|---------|---------|
| UT40-SVJCL-16                     | 7815901 | 7815002          | 7883102              | 7815102  | 7883301 | 7896900 |
| UT40-SVJCR-16                     | 7815901 | 7815002          | 7883102              | 7815102  | 7883301 | 7896900 |
| UT50-SVJCL-16                     | 7815901 | 7815002          | 7883102              | 7815102  | 7883301 | 7896940 |
| UT50-SVJCR-16                     | 7815901 | 7815002          | 7883102              | 7815102  | 7883301 | 7896940 |
| UT63-SVJCL-16                     | 7815901 | 7815002          | 7883102              | 7815102  | 7883301 | 7896941 |
| UT63-SVJCR-16                     | 7815901 | 7815002          | 7883102              | 7815102  | 7883301 | 7896941 |



# Barras de mandrinado con sujeción por tornillo

## Maxilock S para plaquitas positivas con agujero central



El dibujo muestra la ejecución a derechas.

### SCLC.

| Tipo,<br>designación | Tamaño UTS [mm] |    |                |                   |                |                | Plaquitas   |
|----------------------|-----------------|----|----------------|-------------------|----------------|----------------|-------------|
|                      | d <sub>1</sub>  | f  | l <sub>1</sub> | d <sub>mi</sub> * | d <sub>2</sub> | l <sub>2</sub> |             |
| UT40-20D-SCLCL-09    | 40              | 13 | 60             | 24                | 20             | 45             | CC.. 09T3.. |
| UT40-20D-SCLCR-09    | 40              | 13 | 60             | 24                | 20             | 45             | CC.. 09T3.. |
| UT40-25G-SCLCL-09    | 40              | 17 | 90             | 31                | 25             | 74             | CC.. 09T3.. |
| UT40-25G-SCLCR-09    | 40              | 17 | 90             | 31                | 25             | 74             | CC.. 09T3.. |
| UT40-32F-SCLCL-12    | 40              | 22 | 80             | 40                | 32             | 65             | CC.. 1204.. |
| UT40-32F-SCLCR-12    | 40              | 22 | 80             | 40                | 32             | 65             | CC.. 1204.. |
| UT40-32J-SCLCL-12    | 40              | 22 | 110            | 40                | 32             | 96             | CC.. 1204.. |
| UT40-32J-SCLCR-12    | 40              | 22 | 110            | 40                | 32             | 96             | CC.. 1204.. |
| UT50-20H-SCLCL-09    | 50              | 13 | 100            | 25                | 20             | 70             | CC.. 09T3.. |
| UT50-20H-SCLCR-09    | 50              | 13 | 100            | 25                | 20             | 70             | CC.. 09T3.. |
| UT50-25J-SCLCL-09    | 50              | 17 | 110            | 32                | 25             | 88             | CC.. 09T3.. |
| UT50-25J-SCLCR-09    | 50              | 17 | 110            | 32                | 25             | 88             | CC.. 09T3.. |
| UT50-32K-SCLCL-12    | 50              | 22 | 125            | 40                | 32             | 96             | CC.. 1204.. |
| UT50-32K-SCLCR-12    | 50              | 22 | 125            | 40                | 32             | 96             | CC.. 1204.. |

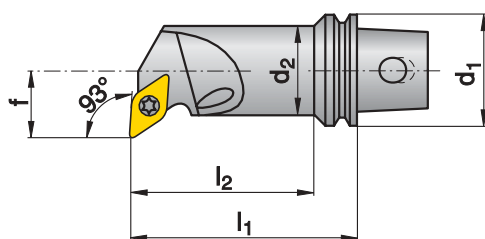
Ejemplo de pedido: 10 unidades UT40-32J-SCLCR-12

d<sub>mi</sub> = diámetro mínimo de mandrinado para unidades de corte UTS

| Piezas de repuesto,<br>accesorios | Juego   | Plaquita<br>base | Casquillo<br>roscado | Tornillo | Llave   | Junta O |
|-----------------------------------|---------|------------------|----------------------|----------|---------|---------|
| UT40-20D-SCLCL-09                 | 7883614 | —                | —                    | 7883209  | 7724103 | 7896900 |
| UT40-20D-SCLCR-09                 | 7883614 | —                | —                    | 7883209  | 7724103 | 7896900 |
| UT40-25G-SCLCL-09                 | 7883614 | —                | —                    | 7883209  | 7724103 | 7896900 |
| UT40-25G-SCLCR-09                 | 7883614 | —                | —                    | 7883209  | 7724103 | 7896900 |
| UT40-32F-SCLCL-12                 | 7883901 | 7883002          | 7883101              | 7883202  | 7883301 | 7896900 |
| UT40-32F-SCLCR-12                 | 7883901 | 7883002          | 7883101              | 7883202  | 7883301 | 7896900 |
| UT40-32J-SCLCL-12                 | 7883901 | 7883002          | 7883101              | 7883202  | 7883301 | 7896900 |
| UT40-32J-SCLCR-12                 | 7883901 | 7883002          | 7883101              | 7883202  | 7883301 | 7896900 |
| UT50-20H-SCLCL-09                 | 7883614 | —                | —                    | 7883209  | 7724103 | 7896941 |
| UT50-20H-SCLCR-09                 | 7883614 | —                | —                    | 7883209  | 7724103 | 7896941 |
| UT50-25J-SCLCL-09                 | 7883614 | —                | —                    | 7883209  | 7724103 | 7896941 |
| UT50-25J-SCLCR-09                 | 7883614 | —                | —                    | 7883209  | 7724103 | 7896941 |
| UT50-32K-SCLCL-12                 | 7883901 | 7883002          | 7883101              | 7883202  | 7883301 | 7896941 |
| UT50-32K-SCLCR-12                 | 7883901 | 7883002          | 7883101              | 7883202  | 7883301 | 7896941 |

# Barras de mandrinado con sujeción por tornillo

## Maxilock S para plaquitas positivas con agujero central



El dibujo muestra la ejecución a derechas.

### SDUC.

| Tipo,<br>designación | Tamaño UTS [mm] |    |                |                   |                |                | Plaquitas   |
|----------------------|-----------------|----|----------------|-------------------|----------------|----------------|-------------|
|                      | d <sub>1</sub>  | f  | l <sub>1</sub> | d <sub>mi</sub> * | d <sub>2</sub> | l <sub>2</sub> |             |
| UT40-20D-SDUCL-11    | 40              | 13 | 60             | 24                | 20             | 45             | DC.. 11T3.. |
| UT40-20D-SDUCR-11    | 40              | 13 | 60             | 24                | 20             | 45             | DC.. 11T3.. |
| UT40-25E-SDUCL-11    | 40              | 17 | 70             | 31                | 25             | 55             | DC.. 11T3.. |
| UT40-25E-SDUCR-11    | 40              | 17 | 70             | 31                | 25             | 55             | DC.. 11T3.. |
| UT40-32F-SDUCL-11    | 40              | 22 | 80             | 40                | 32             | 65             | DC.. 11T3.. |
| UT40-32F-SDUCR-11    | 40              | 22 | 80             | 40                | 32             | 65             | DC.. 11T3.. |
| UT50-20H-SDUCL-11    | 50              | 13 | 100            | 25                | 20             | 70             | DC.. 11T3.. |
| UT50-20H-SDUCR-11    | 50              | 13 | 100            | 25                | 20             | 70             | DC.. 11T3.. |
| UT50-25J-SDUCL-11    | 50              | 17 | 110            | 32                | 25             | 88             | DC.. 11T3.. |
| UT50-25J-SDUCR-11    | 50              | 17 | 110            | 32                | 25             | 88             | DC.. 11T3.. |
| UT50-32K-SDUCL-11    | 50              | 22 | 125            | 40                | 32             | 96             | DC.. 11T3.. |
| UT50-32K-SDUCR-11    | 50              | 22 | 125            | 40                | 32             | 96             | DC.. 11T3.. |

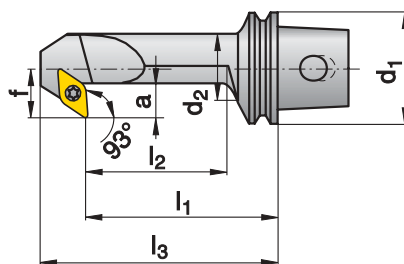
Ejemplo de pedido: 10 unidades UT40-20D-SDUCR-11

d<sub>mi</sub> = diámetro mínimo de mandrinado para unidades de corte UTS

| Piezas de repuesto,<br>accesorios | Juego   | Plaquita<br>base | Casquillo<br>roscado | Tornillo | Llave   | Junta O |
|-----------------------------------|---------|------------------|----------------------|----------|---------|---------|
| UT40-20D-SDUCL-11                 | 7883914 | —                | —                    | 7883209  | 7724103 | 7896900 |
| UT40-20D-SDUCR-11                 | 7883914 | —                | —                    | 7883209  | 7724103 | 7896900 |
| UT40-25E-SDUCL-11                 | 7883914 | —                | —                    | 7883209  | 7724103 | 7896900 |
| UT40-25E-SDUCR-11                 | 7883914 | —                | —                    | 7883209  | 7724103 | 7896900 |
| UT40-32F-SDUCL-11                 | 7815900 | 7815000          | 7883102              | 7815102  | 7883301 | 7896900 |
| UT40-32F-SDUCR-11                 | 7815900 | 7815000          | 7883102              | 7815102  | 7883301 | 7896900 |
| UT50-20H-SDUCL-11                 | 7883914 | —                | —                    | 7883209  | 7724103 | 7896941 |
| UT50-20H-SDUCR-11                 | 7883914 | —                | —                    | 7883209  | 7724103 | 7896941 |
| UT50-25J-SDUCL-11                 | 7883914 | —                | —                    | 7883209  | 7724103 | 7896941 |
| UT50-25J-SDUCR-11                 | 7883914 | —                | —                    | 7883209  | 7724103 | 7896941 |
| UT50-32K-SDUCL-11                 | 7815900 | 7815000          | 7883102              | 7815102  | 7883301 | 7896941 |
| UT50-32K-SDUCR-11                 | 7815900 | 7815000          | 7883102              | 7815102  | 7883301 | 7896941 |

# Barras de mandrinado con sujeción por tornillo

## Maxilock S para plaquitas positivas con agujero central



El dibujo muestra la ejecución a derechas.

### SDXC.

| Tipo, designación | Tamaño UTS [mm] |    |                |                   |                |                |                |    | Plaquitas   |
|-------------------|-----------------|----|----------------|-------------------|----------------|----------------|----------------|----|-------------|
|                   | d <sub>1</sub>  | f  | l <sub>1</sub> | d <sub>mi</sub> * | d <sub>2</sub> | l <sub>2</sub> | l <sub>3</sub> | a  |             |
| UT40-20D-SDXCL-11 | 40              | 13 | 60             | 24                | 20             | 45             | 77             | 8  | DC.. 11T3.. |
| UT40-20D-SDXCR-11 | 40              | 13 | 60             | 24                | 20             | 45             | 77             | 8  | DC.. 11T3.. |
| UT40-25E-SDXCL-11 | 40              | 17 | 70             | 31                | 25             | 55             | 87             | 10 | DC.. 11T3.. |
| UT40-25E-SDXCR-11 | 40              | 17 | 70             | 31                | 25             | 55             | 87             | 10 | DC.. 11T3.. |
| UT40-32F-SDXCL-11 | 40              | 22 | 80             | 40                | 32             | 65             | 97             | 10 | DC.. 11T3.. |
| UT40-32F-SDXCR-11 | 40              | 22 | 80             | 40                | 32             | 65             | 97             | 10 | DC.. 11T3.. |

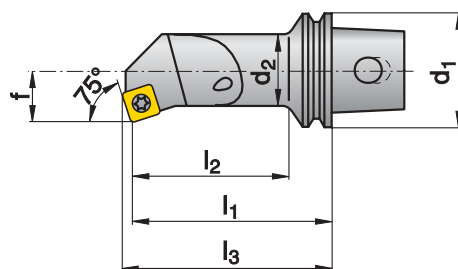
**Ejemplo de pedido:** 10 unidades UT40-25E-SDXCR-11

d<sub>mi</sub> = diámetro mínimo de mandrinado para unidades de corte UTS

| Piezas de repuesto, accesorios | Juego   | Plaquita base | Casquillo roscado | Tornillo | Llave   | Junta O |
|--------------------------------|---------|---------------|-------------------|----------|---------|---------|
| UT40-20D-SDXCL-11              | 7883914 | —             | —                 | 7883209  | 7724103 | 7896900 |
| UT40-20D-SDXCR-11              | 7883914 | —             | —                 | 7883209  | 7724103 | 7896900 |
| UT40-25E-SDXCL-11              | 7883914 | —             | —                 | 7883209  | 7724103 | 7896900 |
| UT40-25E-SDXCR-11              | 7883914 | —             | —                 | 7883209  | 7724103 | 7896900 |
| UT40-32F-SDXCL-11              | 7815900 | 7815000       | 7883102           | 7815102  | 7883301 | 7896900 |
| UT40-32F-SDXCR-11              | 7815900 | 7815000       | 7883102           | 7815102  | 7883301 | 7896900 |

# Barras de mandrinado con sujeción por tornillo

## Maxilock S para plaquitas positivas con agujero central



El dibujo muestra la ejecución a derechas.

SSKC.

| Tipo,<br>designación | Tamaño UTS [mm] |    |                |                   |                |                |                | Plaquitas   |
|----------------------|-----------------|----|----------------|-------------------|----------------|----------------|----------------|-------------|
|                      | d <sub>1</sub>  | f  | l <sub>1</sub> | d <sub>mi</sub> * | d <sub>2</sub> | l <sub>2</sub> | l <sub>3</sub> |             |
| UT40-20D-SSKCL-09    | 40              | 13 | 60             | 24                | 20             | 45             | 63             | SC.. 09T3.. |
| UT40-20D-SSKCR-09    | 40              | 13 | 60             | 24                | 20             | 45             | 63             | SC.. 09T3.. |
| UT40-25E-SSKCL-09    | 40              | 17 | 70             | 31                | 25             | 55             | 73             | SC.. 09T3.. |
| UT40-25E-SSKCR-09    | 40              | 17 | 70             | 31                | 25             | 55             | 73             | SC.. 09T3.. |
| UT40-32F-SSKCL-12    | 40              | 22 | 80             | 40                | 32             | 65             | 84             | SC.. 1204.. |
| UT40-32F-SSKCR-12    | 40              | 22 | 80             | 40                | 32             | 65             | 84             | SC.. 1204.. |

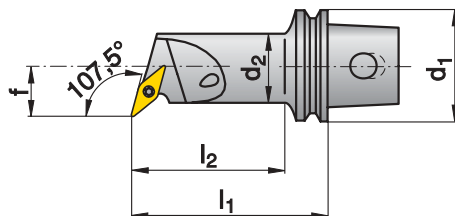
**Ejemplo de pedido:** 10 unidades UT40-25E-SSKCR-09

d<sub>mi</sub> = diámetro mínimo de mandrinado para unidades de corte UTS

| Piezas de repuesto,<br>accesorios | Juego   | Plaquita<br>base | Casquillo<br>roscado | Tornillo | Llave   | Junta O |
|-----------------------------------|---------|------------------|----------------------|----------|---------|---------|
| UT40-20D-SSKCL-09                 | 7883914 | —                | —                    | 7883209  | 7724103 | 7896900 |
| UT40-20D-SSKCR-09                 | 7883914 | —                | —                    | 7883209  | 7724103 | 7896900 |
| UT40-25E-SSKCL-09                 | 7883914 | —                | —                    | 7883209  | 7724103 | 7896900 |
| UT40-25E-SSKCR-09                 | 7883914 | —                | —                    | 7883209  | 7724103 | 7896900 |
| UT40-32F-SSKCL-12                 | 7883902 | 7883004          | 7883101              | 7883202  | 7883301 | 7896900 |
| UT40-32F-SSKCR-12                 | 7883902 | 7883004          | 7883101              | 7883202  | 7883301 | 7896900 |

# Barras de mandrinado con sujeción por tornillo

## Maxilock S para plaquitas positivas con agujero central



El dibujo muestra la ejecución a derechas.

SVQC.

| Tipo,<br>designación | Tamaño UTS [mm] |    |                |                   |                |                | Plaquitas   |
|----------------------|-----------------|----|----------------|-------------------|----------------|----------------|-------------|
|                      | d <sub>1</sub>  | f  | l <sub>1</sub> | d <sub>mi</sub> * | d <sub>2</sub> | l <sub>2</sub> |             |
| UT40-20D-SVQCL-11    | 40              | 13 | 60             | 24                | 20             | 45             | VC.. 1102.. |
| UT40-20D-SVQCR-11    | 40              | 13 | 60             | 24                | 20             | 45             | VC.. 1102.. |
| UT40-25E-SVQCL-11    | 40              | 17 | 70             | 31                | 25             | 55             | VC.. 1102.. |
| UT40-25E-SVQCR-11    | 40              | 17 | 70             | 31                | 25             | 55             | VC.. 1102.. |
| UT40-32F-SVQCL-16    | 40              | 22 | 80             | 40                | 32             | 65             | VC.. 1604.. |
| UT40-32F-SVQCR-16    | 40              | 22 | 80             | 40                | 32             | 65             | VC.. 1604.. |

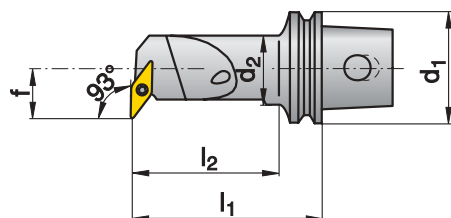
**Ejemplo de pedido:** 10 unidades UT40-25E-SVQCL-11

d<sub>mi</sub> = diámetro mínimo de mandrinado para unidades de corte UTS

| Piezas de repuesto,<br>accesorios | Juego   | Plaquita<br>base | Casquillo<br>roscado | Tornillo | Llave   | Junta O |
|-----------------------------------|---------|------------------|----------------------|----------|---------|---------|
| UT40-20D-SVQCL-11                 | 7815902 | —                | —                    | 7815101  | 7724106 | 7896900 |
| UT40-20D-SVQCR-11                 | 7815902 | —                | —                    | 7815101  | 7724106 | 7896900 |
| UT40-25E-SVQCL-11                 | 7815902 | —                | —                    | 7815101  | 7724106 | 7896900 |
| UT40-25E-SVQCR-11                 | 7815902 | —                | —                    | 7815101  | 7724106 | 7896900 |
| UT40-32F-SVQCL-16                 | 7815901 | 7815002          | 7883102              | 7815102  | 7883301 | 7896900 |
| UT40-32F-SVQCR-16                 | 7815901 | 7815002          | 7883102              | 7815102  | 7883301 | 7896900 |

# Barras de mandrinado con sujeción por tornillo

## Maxilock S para plaquitas positivas con agujero central



El dibujo muestra la ejecución a derechas.

SVUC.

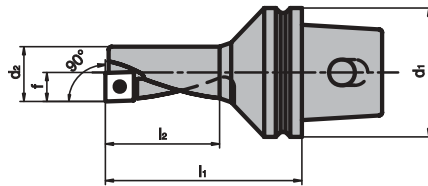
| Tipo,<br>designación | Tamaño UTS [mm] |    |                |                   |                |                | Plaquitas   |
|----------------------|-----------------|----|----------------|-------------------|----------------|----------------|-------------|
|                      | d <sub>1</sub>  | f  | l <sub>1</sub> | d <sub>mi</sub> * | d <sub>2</sub> | l <sub>2</sub> |             |
| UT40-20D-SVUCL-11    | 40              | 13 | 60             | 24                | 20             | 45             | VC.. 11T3.. |
| UT40-20D-SVUCR-11    | 40              | 13 | 60             | 24                | 20             | 45             | VC.. 11T3.. |
| UT40-25E-SVUCL-11    | 40              | 17 | 70             | 31                | 25             | 55             | VC.. 11T3.. |
| UT40-25E-SVUCR-11    | 40              | 17 | 70             | 31                | 25             | 55             | VC.. 11T3.. |
| UT40-32F-SVUCL-16    | 40              | 22 | 80             | 40                | 32             | 65             | VC.. 1604.. |
| UT40-32F-SVUCR-16    | 40              | 22 | 80             | 40                | 32             | 65             | VC.. 1604.. |

**Ejemplo de pedido:** 10 unidades UT40-20D-SVUCR-11

d<sub>mi</sub> = diámetro mínimo de mandrinado para unidades de corte UTS

| Piezas de repuesto,<br>accesorios | Juego   | Plaquita<br>base | Casquillo<br>roscado | Tornillo | Llave   | Junta O |
|-----------------------------------|---------|------------------|----------------------|----------|---------|---------|
| UT40-20D-SVUCL-11                 | 7815902 | —                | —                    | 7815101  | 7724106 | 7896900 |
| UT40-20D-SVUCR-11                 | 7815902 | —                | —                    | 7815101  | 7724106 | 7896900 |
| UT40-25E-SVUCL-11                 | 7815902 | —                | —                    | 7815101  | 7724106 | 7896900 |
| UT40-25E-SVUCR-11                 | 7815902 | —                | —                    | 7815101  | 7724106 | 7896900 |
| UT40-32F-SVUCL-16                 | 7815901 | 7815002          | 7883102              | 7815102  | 7883301 | 7896900 |
| UT40-32F-SVUCR-16                 | 7815901 | 7815002          | 7883102              | 7815102  | 7883301 | 7896900 |

# Unidades de taladrado y torneado EcoCut



El dibujo muestra la ejecución a derechas.

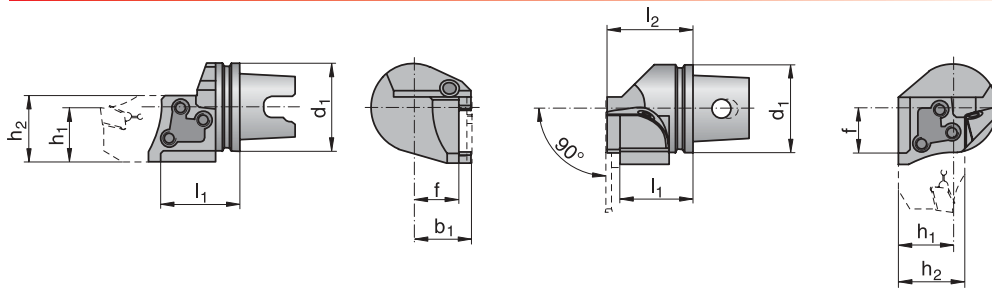
EC.

| Tipo,<br>designación | Tamaño<br>UTS [mm] |                |      |                |                | Plaquitas   |
|----------------------|--------------------|----------------|------|----------------|----------------|-------------|
|                      | d <sub>1</sub>     | d <sub>2</sub> | f    | l <sub>1</sub> | l <sub>2</sub> |             |
| UT40-EC 16L-2.25D 08 | 40                 | 16             | 8    | 60             | 36             | XC.T 08...N |
| UT40-EC 18L-2.25D 09 | 40                 | 18             | 9    | 65             | 40,5           | XC.T 09...N |
| UT40-EC 20L-2.25D 10 | 40                 | 20             | 10   | 70             | 45             | XC.T 10...N |
| UT40-EC 25L-2.25D 13 | 40                 | 25             | 12,5 | 80             | 56,5           | XC.T 13...N |
| UT40-EC 32L-2.25D 17 | 40                 | 32             | 16   | 95             | 72             | XC.T 17...N |
| UT40-EC 16R-2.25D 08 | 40                 | 16             | 8    | 60             | 36             | XC.T 08...N |
| UT40-EC 18R-2.25D 09 | 40                 | 18             | 9    | 65             | 40,5           | XC.T 09...N |
| UT40-EC 20R-2.25D 10 | 40                 | 20             | 10   | 70             | 45             | XC.T 10...N |
| UT40-EC 25R-2.25D 13 | 40                 | 25             | 12,5 | 80             | 56,5           | XC.T 13...N |
| UT40-EC 32R-2.25D 17 | 40                 | 32             | 16   | 95             | 72             | XC.T 17...N |
| UT50-EC 16L-2.25D 08 | 50                 | 16             | 8    | 70             | 36             | XC.T 08...N |
| UT50-EC 18L-2.25D 09 | 50                 | 18             | 9    | 75             | 40,5           | XC.T 09...N |
| UT50-EC 20L-2.25D 10 | 50                 | 20             | 10   | 80             | 45             | XC.T 10...N |
| UT50-EC 25L-2.25D 13 | 50                 | 25             | 12,5 | 90             | 56,5           | XC.T 13...N |
| UT50-EC 32L-2.25D 17 | 50                 | 32             | 16   | 100            | 72             | XC.T 17...N |
| UT50-EC 16R-2.25D 08 | 50                 | 16             | 8    | 70             | 36             | XC.T 08...N |
| UT50-EC 18R-2.25D 09 | 50                 | 18             | 9    | 75             | 40,5           | XC.T 09...N |
| UT50-EC 20R-2.25D 10 | 50                 | 20             | 10   | 80             | 45             | XC.T 10...N |
| UT50-EC 25R-2.25D 13 | 50                 | 25             | 12,5 | 90             | 56,5           | XC.T 13...N |
| UT50-EC 32R-2.25D 17 | 50                 | 32             | 16   | 100            | 72             | XC.T 17...N |
| UT63-EC 25L-2.25D 13 | 63                 | 25             | 12,5 | 95             | 56,5           | XC.T 13...N |
| UT63-EC 32L-2.25D 17 | 63                 | 32             | 16   | 105            | 72             | XC.T 17...N |
| UT63-EC 25R-2.25D 13 | 63                 | 25             | 12,5 | 95             | 56,5           | XC.T 13...N |
| UT63-EC 32R-2.25D 17 | 63                 | 32             | 16   | 105            | 72             | XC.T 17...N |

Ejemplo de pedido: 10 unidades UT40-EC 25R-2.25D 13

| Piezas de repuesto,<br>accesorios | Tornillo | Llave   | UTS  | Junta O |
|-----------------------------------|----------|---------|------|---------|
| UT...-EC 16L/R-2.25D 08           | 7883203  | 7724106 | UT40 | 7896900 |
| UT...-EC 18L/R-2.25D 09           | 7883203  | 7724106 | UT50 | 7896940 |
| UT...-EC 20L/R-2.25D 10           | 7883209  | 7724103 | UT63 | 7896941 |
| UT...-EC 25L/R-2.25D 13           | 7822114  | 7724104 |      |         |
| UT...-EC 32L/R-2.25D 17           | 7822114  | 7724104 |      |         |

# Unidades de tronzado y ranurado para exteriores Maxilock MSS



Los dibujos muestran la ejecución a derechas.

MSS-E. 0°

MSS-E. 90°

| Tipo, designación | Tamaño UTS [mm] |      |                |                |                |                | Módulos de tronzado y ranurado |
|-------------------|-----------------|------|----------------|----------------|----------------|----------------|--------------------------------|
|                   | d <sub>1</sub>  | f    | b <sub>1</sub> | h <sub>1</sub> | h <sub>2</sub> | l <sub>1</sub> |                                |
| UT40-MSS-E25L00   | 40              | 20,5 | 26,4           | 25             | 30             | 36             | MSS-E25L...                    |
| UT40-MSS-E25R00   | 40              | 20,5 | 26,4           | 25             | 30             | 36             | MSS-E25R...                    |
| UT50-MSS-E25L00   | 50              | 25,5 | 31,4           | 25             | 30             | 42             | MSS-E25L...                    |
| UT50-MSS-E25R00   | 50              | 25,5 | 31,4           | 25             | 30             | 42             | MSS-E25R...                    |
| UT50-MSS-E32L00   | 50              | 25,5 | 31,4           | 32             | 42             | 42             | MSS-E32L...                    |
| UT50-MSS-E32R00   | 50              | 25,5 | 31,4           | 32             | 42             | 42             | MSS-E32R...                    |
| UT63-MSS-E25L00   | 63              | 31,5 | 37,4           | 25             | 30             | 50             | MSS-E25L...                    |
| UT63-MSS-E25R00   | 63              | 31,5 | 37,4           | 25             | 30             | 50             | MSS-E25R...                    |
| UT63-MSS-E32L00   | 63              | 31,5 | 37,4           | 32             | 42             | 50             | MSS-E32L...                    |
| UT63-MSS-E32R00   | 63              | 31,5 | 37,4           | 32             | 42             | 50             | MSS-E32R...                    |

| Tipo, designación | Tamaño UTS [mm] |    |                |                |                |                | Módulos de tronzado y ranurado |
|-------------------|-----------------|----|----------------|----------------|----------------|----------------|--------------------------------|
|                   | d <sub>1</sub>  | f  | h <sub>1</sub> | h <sub>2</sub> | l <sub>1</sub> | l <sub>2</sub> |                                |
| UT40-MSS-E25L90   | 40              | 20 | 25             | 30             | 33,5           | 39             | MSS-E25R...                    |
| UT40-MSS-E25R90   | 40              | 20 | 25             | 30             | 33,5           | 39             | MSS-E25L...                    |
| UT50-MSS-E25L90   | 50              | 25 | 25             | 30             | 43,5           | 49             | MSS-E25R...                    |
| UT50-MSS-E25R90   | 50              | 25 | 25             | 30             | 43,5           | 49             | MSS-E25L...                    |
| UT63-MSS-E32L90   | 63              | 27 | 32             | 38             | 53,5           | 59             | MSS-E32R...                    |
| UT63-MSS-E32R90   | 63              | 27 | 32             | 38             | 53,5           | 59             | MSS-E32L...                    |

**Ejemplo de pedido:** 10 unidades UT50-MSS-E25L00

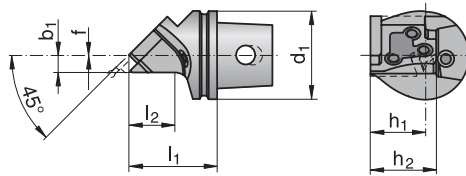
Para módulos de tronzado y ranurado, véase el catálogo TIZIT "MSS - El sistema modular de tronzado, ranurado y roscado".

| Piezas de repuesto, accesorios | Tornillo largo | Llave   |
|--------------------------------|----------------|---------|
| UT...-MSS-E25-...              | 7897205        | 7897207 |
| UT...-MSS-E32-...              | 7897206        | 7883304 |

| UTS  | Junta O | Boquilla del refrigerante |
|------|---------|---------------------------|
| UT40 | 7896900 | 7896904                   |
| UT50 | 7896940 | 7896904                   |
| UT63 | 7896941 | 7896944                   |



# Unidades de tronzado y ranurado para exteriores Maxilock MSS



El dibujo muestra la ejecución a derechas.

## MSS-E. 45°

| Tipo,<br>designación | Tamaño<br>UTS [mm] |   |                |                |                |                |                | Módulos de<br>tronzado y<br>ranurado |
|----------------------|--------------------|---|----------------|----------------|----------------|----------------|----------------|--------------------------------------|
|                      | d <sub>1</sub>     | f | b <sub>1</sub> | h <sub>1</sub> | h <sub>2</sub> | l <sub>1</sub> | l <sub>2</sub> |                                      |
| UT40-MSS-E25L45      | 40                 | 0 | 8              | 25             | 30             | 40             | 21             | MSS-E25R...                          |
| UT40-MSS-E25R45      | 40                 | 0 | 8              | 25             | 30             | 40             | 21             | MSS-E25L...                          |

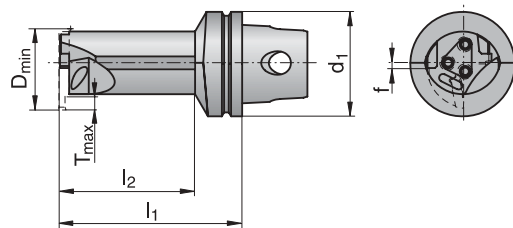
**Ejemplo de pedido:** 10 unidades UT40-MSS-E25R45

Para módulos de tronzado y ranurado, véase el catálogo TIZIT "MSS - El sistema modular de tronzado, ranurado y roscado".

| Piezas de repuesto,<br>accesorios | Tornillo<br>largo | Tornillo<br>corto * | Llave   | Junta O | Boquilla del<br>refrigerante |
|-----------------------------------|-------------------|---------------------|---------|---------|------------------------------|
| UT40-MSS-E25-.45                  | 7897205           | 7897210             | 7897207 | 7896900 | 7896904                      |

\*) En las unidades MSS de 45°, el módulo MSS se fija con 2 tornillos largos y 1 tornillo corto.

# Unidades de tronzado y ranurado para interiores Maxilock MSS



El dibujo muestra la ejecución a derechas.

## MSS-I. 90°

| Tipo,<br>designación | Tamaño<br>UTS<br>d <sub>1</sub> | [mm] |                |                |                  |                  | Módulos de<br>tronzado y<br>ranurado |
|----------------------|---------------------------------|------|----------------|----------------|------------------|------------------|--------------------------------------|
|                      |                                 | f    | l <sub>1</sub> | l <sub>2</sub> | D <sub>min</sub> | T <sub>max</sub> |                                      |
| UT40-MSS-I16L90-2D   | 40                              | 1    | 55             | 32             | 20               | 4                | MSS-I16L...                          |
| UT40-MSS-I20L90-2D   | 40                              | 1    | 60             | 40             | 25               | 5                | MSS-I20L...                          |
| UT40-MSS-I25L90-2D   | 40                              | 1,5  | 70             | 50             | 32               | 6                | MSS-I25L...                          |
| UT40-MSS-I32L90-2D   | 40                              | 2    | 80             | 64             | 40               | 9                | MSS-I32L...                          |
| UT40-MSS-I40L90-2D   | 40                              | 2,5  | 92             | 80             | 50               | 10               | MSS-I40L...GX16..                    |
|                      |                                 |      |                |                | 60               | 19               | MSS-I40L...GX24..                    |
| UT40-MSS-I16R90-2D   | 40                              | 1    | 55             | 32             | 20               | 4                | MSS-I16R...                          |
| UT40-MSS-I20R90-2D   | 40                              | 1    | 60             | 40             | 25               | 5                | MSS-I20R...                          |
| UT40-MSS-I25R90-2D   | 40                              | 1,5  | 70             | 50             | 32               | 6                | MSS-I25R...                          |
| UT40-MSS-I32R90-2D   | 40                              | 2    | 80             | 64             | 40               | 9                | MSS-I32R...                          |
| UT40-MSS-I40R90-2D   | 40                              | 2,5  | 92             | 80             | 50               | 10               | MSS-I40R...GX16..                    |
|                      |                                 |      |                |                | 60               | 19               | MSS-I40R...GX24..                    |
| UT50-MSS-I25L90-2D   | 50                              | 1,5  | 75             | 50             | 32               | 6                | MSS-I25L...                          |
| UT50-MSS-I32L90-2D   | 50                              | 2    | 90             | 64             | 40               | 9                | MSS-I32L...                          |
| UT50-MSS-I40L90-2D   | 50                              | 2,5  | 105            | 80             | 50               | 10               | MSS-I40L...GX16..                    |
|                      |                                 |      |                |                | 60               | 19               | MSS-I40L...GX24..                    |
| UT50-MSS-I25R90-2D   | 50                              | 1,5  | 75             | 50             | 32               | 6                | MSS-I25R...                          |
| UT50-MSS-I32R90-2D   | 50                              | 2    | 90             | 64             | 40               | 9                | MSS-I32R...                          |
| UT50-MSS-I40R90-2D   | 50                              | 2,5  | 105            | 80             | 50               | 10               | MSS-I40R...GX16..                    |
|                      |                                 |      |                |                | 60               | 19               | MSS-I40R...GX24..                    |
| UT63-MSS-I32L90-2D   | 63                              | 2    | 95             | 64             | 40               | 9                | MSS-I32L...                          |
| UT63-MSS-I40L90-2D   | 63                              | 2,5  | 110            | 80             | 50               | 10               | MSS-I40L...GX16..                    |
|                      |                                 |      |                |                | 60               | 19               | MSS-I40L...GX24..                    |
| UT63-MSS-I32R90-2D   | 63                              | 2    | 95             | 64             | 40               | 9                | MSS-I32L...                          |
| UT63-MSS-I40R90-2D   | 63                              | 2,5  | 110            | 80             | 50               | 10               | MSS-I40R...GX16..                    |
|                      |                                 |      |                |                | 60               | 19               | MSS-I40R...GX24..                    |

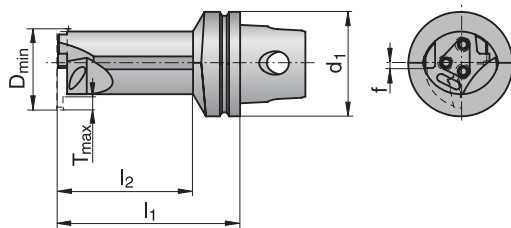
**Ejemplo de pedido:** 10 unidades UT40-MSS-I40R90-2D

Para módulos de tronzado y ranurado, véase el catálogo TIZIT "MSS - El sistema modular de tronzado, ranurado y roscado".

Para piezas de repuesto y accesorios, véase la página siguiente.

# Unidades de tronzado y ranurado para interiores

## Maxilock MSS

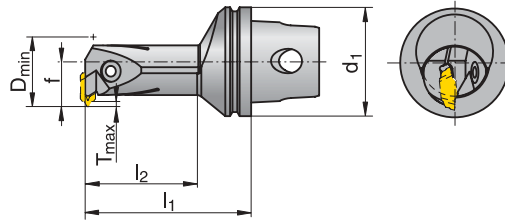


| Piezas de repuesto, accesorios | Tornillo | Llave   | Junta O |
|--------------------------------|----------|---------|---------|
| UT40-MSS-I16.90-2D             | 7897200  | 7724106 | 7896900 |
| UT40-MSS-I20.90-2D             | 7897201  | 7883306 | 7896900 |
| UT40-MSS-I25.90-2D             | 7897202  | 7897208 | 7896900 |
| UT40-MSS-I32.90-2D             | 7897204  | 7897207 | 7896900 |
| UT40-MSS-I40.90-2D             | 7897205  | 7897207 | 7896900 |
| UT50-MSS-I25.90-2D             | 7897202  | 7897208 | 7896940 |
| UT50-MSS-I32.90-2D             | 7897204  | 7897207 | 7896940 |
| UT50-MSS-I40.90-2D             | 7897205  | 7897207 | 7896940 |
| UT63-MSS-I32.90-2D             | 7897204  | 7897207 | 7896941 |
| UT63-MSS-I40.90-2D             | 7897205  | 7897207 | 7896941 |

Para herramientas, véase la página anterior.

# Barras de roscado

## Maxilock MSS - TC



El dibujo muestra la ejecución a derechas.

### MSS-I.. -TC.

| Tipo,<br>designación    | Tamaño<br>UTS [mm] |      |                |                |                  |                  | Plaquitas    |
|-------------------------|--------------------|------|----------------|----------------|------------------|------------------|--------------|
|                         | d <sub>1</sub>     | f    | l <sub>1</sub> | l <sub>2</sub> | D <sub>min</sub> | T <sub>max</sub> |              |
| UT40-MSS-I16L90-2D-TC16 | 40                 | 14   | 55             | 36             | 20               | 4                | TC16-1/2 ... |
| UT40-MSS-I20L90-2D-TC16 | 40                 | 17,5 | 60             | 40             | 25               | 5                | TC16-...     |
| UT40-MSS-I25L90-2D-TC16 | 40                 | 22   | 70             | 54             | 32               | 6                | TC16-...     |
| UT40-MSS-I16R90-2D-TC16 | 40                 | 14   | 55             | 36             | 20               | 4                | TC16-1/2 ... |
| UT40-MSS-I20R90-2D-TC16 | 40                 | 17,5 | 60             | 40             | 25               | 5                | TC16-...     |
| UT40-MSS-I25R90-2D-TC16 | 40                 | 22   | 70             | 54             | 32               | 6                | TC16-...     |

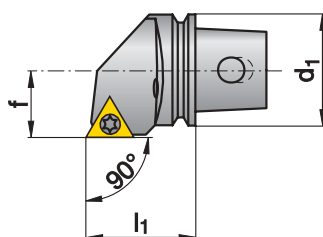
**Ejemplo de pedido:** 10 unidades UT40-MSS-I25L90-2D-TC16

Para plaquitas de roscado TC, véase el catálogo TIZIT "MSS - El sistema modular de tronzado, ranurado y roscado".

| Piezas de repuesto,<br>accesorios | Tornillo | Llave   | Junta O |
|-----------------------------------|----------|---------|---------|
| UT40-MSS-I16L90-2D-TC16           | 7897203  | 7897208 | 7896900 |
| UT40-MSS-I20L90-2D-TC16           | 7897205  | 7897207 | 7896900 |
| UT40-MSS-I25L90-2D-TC16           | 7897206  | 7897304 | 7896900 |
| UT40-MSS-I16R90-2D-TC16           | 7897203  | 7897208 | 7896900 |
| UT40-MSS-I20R90-2D-TC16           | 7897205  | 7897207 | 7896900 |
| UT40-MSS-I25R90-2D-TC16           | 7897206  | 7897304 | 7896900 |

# Unidades de roscado

## Maxilock SG



El dibujo muestra la ejecución a derechas.

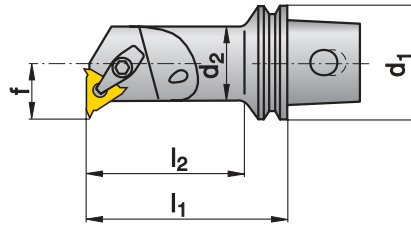
| Tipo,<br>designación | Tamaño UTS [mm] |    |                | Plaquitas |
|----------------------|-----------------|----|----------------|-----------|
|                      | d <sub>1</sub>  | f  | l <sub>1</sub> |           |
| UT40-AL-3CL          | 40              | 27 | 40             | 16EL-...  |
| UT40-AL-4CL          | 40              | 27 | 45             | 22EL-...  |
| UT40-AL-3CR          | 40              | 27 | 40             | 16ER-...  |
| UT40-AL-4CR          | 40              | 27 | 45             | 22ER-...  |
| UT50-AL-3CL          | 50              | 35 | 50             | 16EL-...  |
| UT50-AL-4CL          | 50              | 35 | 50             | 22EL-...  |
| UT50-AL-3CR          | 50              | 35 | 50             | 16ER-...  |
| UT50-AL-4CR          | 50              | 35 | 50             | 22ER-...  |
| UT63-AL-3CL          | 63              | 43 | 60             | 16EL-...  |
| UT63-AL-4CL          | 63              | 43 | 60             | 22EL-...  |
| UT63-AL-3CR          | 63              | 43 | 60             | 16ER-...  |
| UT63-AL-4CR          | 63              | 43 | 60             | 22ER-...  |

Ejemplo de pedido: 10 unidades UT50-AL-4CR

| Piezas de repuesto,<br>accesorios | Plaquita base | Brida de sujeción | Tornillo | Llave   | Junta O |
|-----------------------------------|---------------|-------------------|----------|---------|---------|
| UT40-AL-3CL                       | U16IR         | 7837552           | 7837506  | 7883306 | 7896900 |
| UT40-AL-4CL                       | U22IR         | 7837553           | 7837508  | 7724104 | 7896900 |
| UT40-AL-3CR                       | U16ER         | 7837552           | 7837506  | 7883306 | 7896900 |
| UT40-AL-4CR                       | U22ER         | 7837553           | 7837508  | 7724104 | 7896900 |
| UT50-AL-3CL                       | U16IR         | 7837552           | 7837506  | 7883306 | 7896940 |
| UT50-AL-4CL                       | U22IR         | 7837553           | 7837508  | 7724104 | 7896940 |
| UT50-AL-3CR                       | U16ER         | 7837552           | 7837506  | 7883306 | 7896940 |
| UT50-AL-4CR                       | U22ER         | 7837553           | 7837508  | 7724104 | 7896940 |
| UT63-AL-3CL                       | U16IR         | 7837552           | 7837506  | 7883306 | 7896941 |
| UT63-AL-4CL                       | U22IR         | 7837553           | 7837508  | 7724104 | 7896941 |
| UT63-AL-3CR                       | U16ER         | 7837552           | 7837506  | 7883306 | 7896941 |
| UT63-AL-4CR                       | U22ER         | 7837553           | 7837508  | 7724104 | 7896941 |

# Barras de roscado

## Maxilock SG



El dibujo muestra la ejecución a derechas.

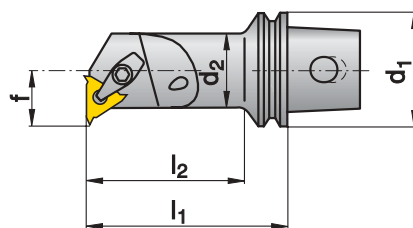
| Tipo,<br>designación | Tamaño UTS [mm] |    |                |                   |                |                | Plaquitas |
|----------------------|-----------------|----|----------------|-------------------|----------------|----------------|-----------|
|                      | d <sub>1</sub>  | f  | l <sub>1</sub> | d <sub>mi</sub> * | d <sub>2</sub> | l <sub>2</sub> |           |
| UT40-16F-3L          | 40              | 11 | 80             | 20                | 16             | 56             | 16IL-...  |
| UT40-20G-3CL         | 40              | 13 | 90             | 25                | 20             | 70             | 16IL-...  |
| UT40-25H-3CL         | 40              | 17 | 100            | 32                | 25             | 75             | 16IL-...  |
| UT40-32J-4CL         | 40              | 22 | 110            | 40                | 32             | 96             | 22IL-...  |
| UT40-16F-3R          | 40              | 11 | 80             | 20                | 16             | 56             | 16IR-...  |
| UT40-20G-3CR         | 40              | 13 | 90             | 25                | 20             | 70             | 16IR-...  |
| UT40-25H-3CR         | 40              | 17 | 100            | 32                | 25             | 75             | 16IR-...  |
| UT40-32J-4CR         | 40              | 22 | 110            | 40                | 32             | 96             | 22IR-...  |
| UT50-25J-3CL         | 50              | 17 | 110            | 32                | 25             | 87             | 16IL-...  |
| UT50-32K-3CL         | 50              | 22 | 125            | 40                | 32             | 96             | 16IL-...  |
| UT50-40L-4CL         | 50              | 27 | 140            | 50                | 40             | 120            | 22IL-...  |
| UT50-25J-3CR         | 50              | 17 | 110            | 32                | 25             | 87             | 16IR-...  |
| UT50-32K-3CR         | 50              | 22 | 125            | 40                | 32             | 96             | 16IR-...  |
| UT50-40L-4CR         | 50              | 27 | 140            | 50                | 40             | 120            | 22IR-...  |
| UT63-32L-3CR         | 63              | 22 | 140            | 40                | 32             | 112            | 16IR-...  |
| UT63-40L-3CR         | 63              | 27 | 140            | 50                | 40             | 117            | 16IR-...  |
| UT63-40L-4CR         | 63              | 27 | 140            | 50                | 40             | 117            | 22IR-...  |

**Ejemplo de pedido:** 10 unidades UT50-25J-3CL

Para piezas de repuesto y accesorios, véase la página siguiente.

# Barras de roscado

## Maxilock SG

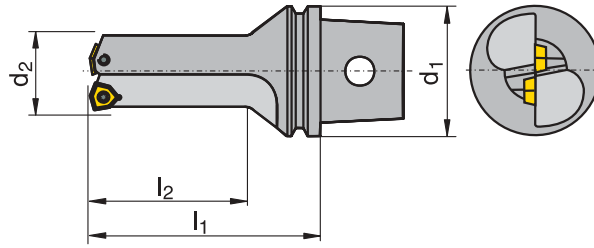


| Piezas de repuesto, accesorios | Plaquita base | Brida de sujeción | Tornillo | Llave   | Junta O |
|--------------------------------|---------------|-------------------|----------|---------|---------|
| UT40-16F-3L                    | —             | —                 | 7837505  | 7883306 | 7896900 |
| UT40-20G-3CL                   | U16ER         | 7837552           | 7837506  | 7883306 | 7896900 |
| UT40-25H-3CL                   | U16ER         | 7837552           | 7837506  | 7883306 | 7896900 |
| UT40-32J-4CL                   | U22ER         | 7837553           | 7837508  | 7724104 | 7896900 |
| UT40-16F-3R                    | —             | —                 | 7837505  | 7883306 | 7896900 |
| UT40-20G-3CR                   | U16IR         | 7837552           | 7837506  | 7883306 | 7896900 |
| UT40-25H-3CR                   | U16IR         | 7837552           | 7837506  | 7883306 | 7896900 |
| UT40-32J-4CR                   | U22IR         | 7837553           | 7837508  | 7724104 | 7896900 |
| UT50-25J-3CL                   | U16ER         | 7837552           | 7837506  | 7883306 | 7896940 |
| UT50-32K-3CL                   | U16ER         | 7837552           | 7837506  | 7883306 | 7896940 |
| UT50-40L-4CL                   | U22ER         | 7837553           | 7837508  | 7724104 | 7896940 |
| UT50-25J-3CR                   | U16IR         | 7837552           | 7837506  | 7883306 | 7896940 |
| UT50-32K-3CR                   | U16IR         | 7837552           | 7837506  | 7883306 | 7896940 |
| UT50-40L-4CR                   | U22IR         | 7837553           | 7837508  | 7724104 | 7896940 |
| UT63-32L-3CR                   | U16IR         | 7837552           | 7837506  | 7883306 | 7896941 |
| UT63-40L-3CR                   | U16IR         | 7837552           | 7837506  | 7883306 | 7896941 |
| UT63-40L-4CR                   | U22IR         | 7837553           | 7837508  | 7724104 | 7896941 |

Para herramientas, véase la página anterior.

# Brocas de plaquitas intercambiables

Maxidrill



El dibujo muestra la ejecución a derechas.

| Tipo,<br>designación | Tamaño<br>UTS<br>d <sub>1</sub> | [mm]           |                |                | Plaquitas        |
|----------------------|---------------------------------|----------------|----------------|----------------|------------------|
|                      |                                 | d <sub>2</sub> | l <sub>1</sub> | l <sub>2</sub> |                  |
| UT40-2D-180-R03      | 40                              | 18             | 70             | 38             | WCGT/XOMT 0302.. |
| UT40-2D-200-R03      | 40                              | 20             | 70             | 42             | WCGT/XOMT 0302.. |
| UT40-2D-220-R03      | 40                              | 22             | 70             | 46             | WCGT/XOMT 0302.. |
| UT40-2D-240-R05      | 40                              | 24             | 80             | 50             | WCGT/XOMT 0503.. |
| UT40-2D-260-R05      | 40                              | 26             | 80             | 54             | WCGT/XOMT 0503.. |
| UT40-2D-280-R05      | 40                              | 28             | 80             | 58             | WCGT/XOMT 0503.. |
| UT40-2D-300-R06      | 40                              | 30             | 90             | 62             | WCGT/XOMT 0603.. |
| UT40-2D-340-R06      | 40                              | 34             | 90             | 70             | WCGT/XOMT 0603.. |
| UT40-2D-380-R06      | 40                              | 38             | 100            | 78             | WCGT/XOMT 0603.. |
| UT40-2D-400-R06      | 40                              | 40             | 110            | 82             | WCGT/XOMT 0603.. |
| UT40-2D-420-R06      | 40                              | 42             | 110            | 86             | WCGT/XOMT 0603.. |

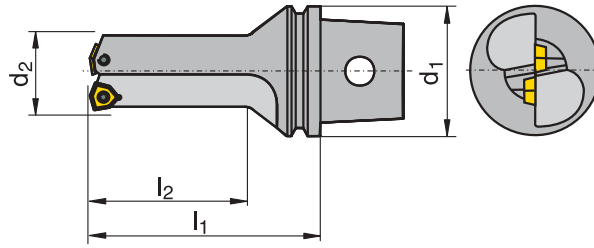
Ejemplo de pedido: 10 unidades UT40-2D-180-R03

| Piezas de repuesto,<br>accesorios | Tornillo | Llave   | Junta O |
|-----------------------------------|----------|---------|---------|
| UT40-2D-...-.03                   | 7722113  | 7724105 | 7896900 |
| UT40-2D-...-.05                   | 7815101  | 7724106 | 7896900 |
| UT40-2D-...-.06                   | 7815102  | 7724103 | 7896900 |



# Brocas de plaquitas intercambiables

Maxidrill



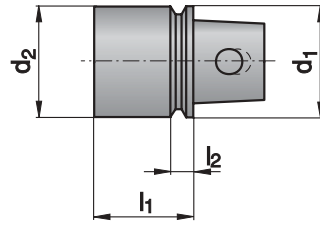
El dibujo muestra la ejecución a derechas.

| Tipo,<br>designación | Tamaño<br>UTS  |                |                |                | Plaquitas        |
|----------------------|----------------|----------------|----------------|----------------|------------------|
|                      | d <sub>1</sub> | d <sub>2</sub> | [mm]           |                |                  |
|                      |                |                | l <sub>1</sub> | l <sub>2</sub> |                  |
| UT50-2D-280-R05      | 50             | 28             | 90             | 58             | WCGT/XOMT 0503.. |
| UT50-2D-300-R06      | 50             | 30             | 100            | 62             | WCGT/XOMT 0603.. |
| UT50-2D-340-R06      | 50             | 34             | 100            | 70             | WCGT/XOMT 0603.. |
| UT50-2D-380-R06      | 50             | 38             | 110            | 78             | WCGT/XOMT 0603.. |
| UT50-2D-420-R06      | 50             | 42             | 110            | 86             | WCGT/XOMT 0603.. |
| UT50-2D-460-R07      | 50             | 46             | 140            | 94             | WCGT/XOMT 07T3.. |
| UT50-2D-500-R07      | 50             | 50             | 140            | 102            | WCGT/XOMT 07T3.. |
| UT50-2D-520-R07      | 50             | 52             | 140            | 106            | WCGT/XOMT 07T3.. |

Ejemplo de pedido: 10 unidades UT50-2D-300-L06

| Piezas de repuesto,<br>accesorios | Tornillo | Llave   | Junta O |
|-----------------------------------|----------|---------|---------|
| UT50-2D-...-.05                   | 7815101  | 7724106 | 7896940 |
| UT50-2D-...-.06                   | 7815102  | 7724103 | 7896940 |
| UT50-2D-...-.07                   | 7815102  | 7724103 | 7896940 |

# Semielaborados



| Tipo,<br>designación | Tamaño UTS [mm] |                |                |                | Plaquitas |
|----------------------|-----------------|----------------|----------------|----------------|-----------|
|                      | d <sub>1</sub>  | d <sub>2</sub> | l <sub>1</sub> | l <sub>2</sub> |           |
| UT40-HF49-60         | 40              | 49             | 60             | 10             | 7896900   |
| UT40-HF49-120        | 40              | 49             | 120            | 10             | 7896900   |
| UT40-HF72-130        | 40              | 72             | 130            | 10             | 7896900   |
| UT40-HF88-80         | 40              | 88             | 80             | 10             | 7896900   |
| UT40-HF88-150        | 40              | 88             | 150            | 10             | 7896900   |
| UT50-HF55-200        | 50              | 55             | 200            | 15             | 7896940   |
| UT50-HF73-160        | 50              | 73             | 160            | 15             | 7896940   |
| UT50-HF100-150       | 50              | 100            | 150            | 15             | 7896940   |
| UT50-HF105-100       | 50              | 105            | 100            | 15             | 7896940   |
| UT63-HF74-250        | 63              | 74             | 250            | 16             | 7896941   |
| UT63-HF115-150       | 63              | 115            | 150            | 16             | 7896941   |
| UT63-HF125-120       | 63              | 125            | 120            | 16             | 7896941   |

**Ejemplo de pedido:** 10 unidades UT50-HF55-200

Ejecución: el cono UTS está templado y completamente acabado.

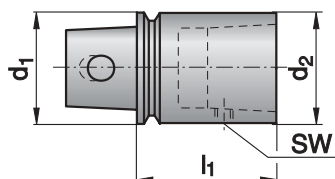
La parte cilíndrica tiene una dureza de aproximadamente 40-44 HRc.

La junta O está incluida en el suministro.

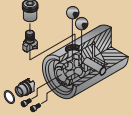


**PLANSEE TIZIT**

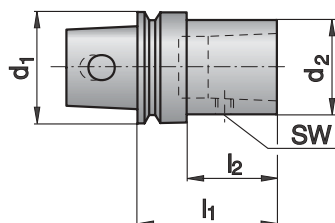
# Adaptadores



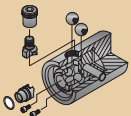
## Prolongaciones

| Tipo,<br>designación | Tamaño UTS [mm] |       |       |    | Junta O |  |
|----------------------|-----------------|-------|-------|----|---------|---|
|                      | $d_1$           | $d_2$ | $l_1$ | SW |         |   |
| UT40-AD-VLG 60       | 40              | 40    | 60    | 6  | 7896900 | 7896957   |
| UT40-AD-VLG 80       | 40              | 40    | 80    | 6  | 7896900 | 7896957   |
| UT50-AD-VLG 60       | 50              | 50    | 60    | 10 | 7896940 | 7898616   |
| UT50-AD-VLG 80       | 50              | 50    | 80    | 10 | 7896940 | 7898616   |
| UT50-AD-VLG 100      | 50              | 50    | 100   | 10 | 7896940 | 7898616   |
| UT50-AD-VLG 140      | 50              | 50    | 140   | 10 | 7896940 | 7898616   |
| UT63-AD-VLG 80       | 63              | 63    | 80    | 12 | 7896941 | 7899773   |
| UT63-AD-VLG 100      | 63              | 63    | 100   | 12 | 7896941 | 7899773   |
| UT63-AD-VLG 120      | 63              | 63    | 120   | 12 | 7896941 | 7899773   |
| UT63-AD-VLG 140      | 63              | 63    | 140   | 12 | 7896941 | 7899773   |

Ejemplo de pedido: 10 unidades UT40-AD-VLG 60



## Reductores

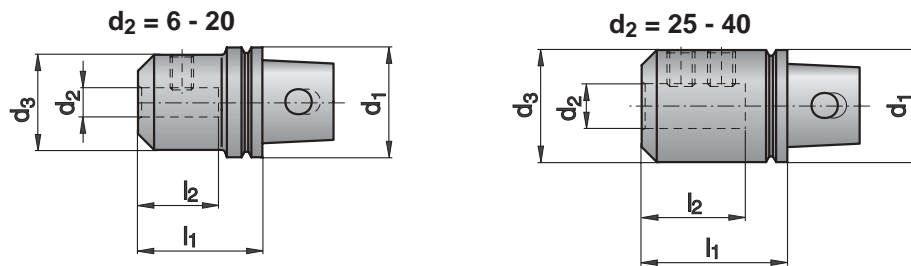
| Tipo,<br>designación | Tamaño UTS [mm] |       |       |       |    | Junta O |  |
|----------------------|-----------------|-------|-------|-------|----|---------|---|
|                      | $d_1$           | $d_2$ | $l_1$ | $l_2$ | SW |         |   |
| UT40-AD-R 32         | 40              | 32    | 50    | 28    | 5  | 7896900 | 7898633   |
| UT50-AD-R 32         | 50              | 32    | 50    | 25    | 5  | 7896940 | 7898633   |
| UT50-AD-R 40         | 50              | 40    | 60    | 35    | 6  | 7896940 | 7896957   |
| UT63-AD-R 32         | 63              | 32    | 50    | 24    | 5  | 7896941 | 7898633   |
| UT63-AD-R 40         | 63              | 40    | 60    | 34    | 6  | 7896941 | 7896957   |
| UT63-AD-R 50         | 63              | 50    | 80    | 54    | 10 | 7896941 | 7898616   |

Ejemplo de pedido: 10 unidades UT40-AD-R 32



Para piezas de repuesto y accesorios, véase página 87.

# Adaptadores

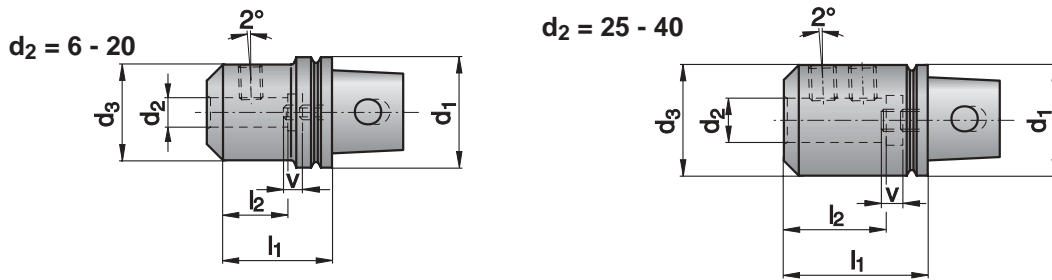


## Mandrino portapinzas DIN 1835-B - Weldon

| Tipo,<br>designación | Tamaño<br>UTS |       |       |       |       | Junta O |
|----------------------|---------------|-------|-------|-------|-------|---------|
|                      | $d_1$         | $d_2$ | $d_3$ | $l_1$ | $l_2$ |         |
| UT40-AD-ZYL 06       | 40            | 6     | 25    | 40    | 37,5  | 7896900 |
| UT40-AD-ZYL 08       | 40            | 8     | 28    | 40    | 37,5  | 7896900 |
| UT40-AD-ZYL 10       | 40            | 10    | 35    | 45    | 42,0  | 7896900 |
| UT40-AD-ZYL 12       | 40            | 12    | 42    | 50    | 47,0  | 7896900 |
| UT40-AD-ZYL 16       | 40            | 16    | 50    | 55    | 50,0  | 7896900 |
| UT40-AD-ZYL 20       | 40            | 20    | 50    | 60    | 52,0  | 7896900 |
| UT40-AD-ZYL 25       | 40            | 25    | 65    | 75    | 54,0  | 7896900 |
| UT50-AD-ZYL 10       | 50            | 10    | 35    | 45    | 42,0  | 7896940 |
| UT50-AD-ZYL 12       | 50            | 12    | 42    | 50    | 47,0  | 7896940 |
| UT50-AD-ZYL 16       | 50            | 16    | 50    | 55    | 50,0  | 7896940 |
| UT50-AD-ZYL 20       | 50            | 20    | 50    | 60    | 52,0  | 7896940 |
| UT50-AD-ZYL 25       | 50            | 25    | 63    | 80    | 58,0  | 7896940 |
| UT50-AD-ZYL 32       | 50            | 32    | 72    | 85    | 62,0  | 7896940 |
| UT63-AD-ZYL 16       | 63            | 16    | 50    | 55    | 50,0  | 7896941 |
| UT63-AD-ZYL 20       | 63            | 20    | 50    | 60    | 52,0  | 7896941 |
| UT63-AD-ZYL 25       | 63            | 25    | 63    | 80    | 58,0  | 7896941 |
| UT63-AD-ZYL 32       | 63            | 32    | 72    | 85    | 62,0  | 7896941 |
| UT63-AD-ZYL 40       | 63            | 40    | 80    | 95    | 72,0  | 7896941 |

**Ejemplo de pedido:** 10 unidades UT40-AD-ZYL 06  
Para piezas de repuesto y accesorios, véase página 89.

# Adaptadores

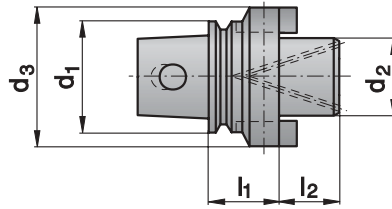


## Mandrino portapinzas DIN 1835-E - Whistle Notch

| Tipo,<br>designación | Tamaño UTS [mm] |                |                |                |                |    | Junta O |
|----------------------|-----------------|----------------|----------------|----------------|----------------|----|---------|
|                      | d <sub>1</sub>  | d <sub>2</sub> | d <sub>3</sub> | l <sub>1</sub> | l <sub>2</sub> | v  |         |
| UT40-WN06-60         | 40              | 6              | 25             | 60             | 36             | 8  | 7896900 |
| UT40-WN08-65         | 40              | 8              | 28             | 65             | 36             | 8  | 7896900 |
| UT40-WN10-70         | 40              | 10             | 35             | 70             | 40             | 8  | 7896900 |
| UT40-WN12-75         | 40              | 12             | 42             | 75             | 45             | 8  | 7896900 |
| UT40-WN14-75         | 40              | 14             | 44             | 75             | 45             | 8  | 7896900 |
| UT40-WN16-80         | 40              | 16             | 48             | 80             | 48             | 8  | 7896900 |
| UT40-WN18-80         | 40              | 18             | 50             | 80             | 48             | 8  | 7896900 |
| UT40-WN20-80         | 40              | 20             | 52             | 80             | 50             | 10 | 7896900 |
| UT50-WN06-60         | 50              | 6              | 25             | 60             | 36             | 8  | 7896940 |
| UT50-WN08-65         | 50              | 8              | 28             | 65             | 36             | 8  | 7896940 |
| UT50-WN10-70         | 50              | 10             | 35             | 70             | 40             | 8  | 7896940 |
| UT50-WN12-75         | 50              | 12             | 42             | 75             | 45             | 8  | 7896940 |
| UT50-WN14-75         | 50              | 14             | 44             | 75             | 45             | 8  | 7896940 |
| UT50-WN16-80         | 50              | 16             | 48             | 80             | 48             | 10 | 7896940 |
| UT50-WN18-80         | 50              | 18             | 50             | 80             | 48             | 10 | 7896940 |
| UT50-WN20-80         | 50              | 20             | 52             | 80             | 50             | 10 | 7896940 |
| UT50-WN25-85         | 50              | 25             | 65             | 85             | 55             | 10 | 7896940 |
| UT50-WN32-95         | 50              | 32             | 72             | 95             | 60             | 10 | 7896940 |

**Ejemplo de pedido:** 10 unidades UT40-WN06-60  
 Para piezas de repuesto y accesorios, véase página 89.

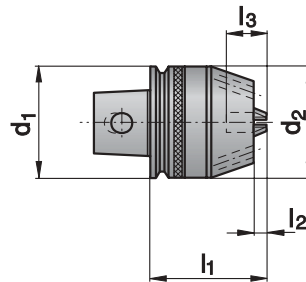
# Adaptadores



## Portafresas con chaveta frontal y refrigeración interna

| Tipo,<br>designación | Tamaño<br>UTS<br>$d_1$ | [mm]  |       |       |       | Junta O |
|----------------------|------------------------|-------|-------|-------|-------|---------|
|                      |                        | $d_2$ | $d_3$ | $l_1$ | $l_2$ |         |
| UT40-QA16-25IK       | 40                     | 16    | 38    | 25    | 17    | 7896900 |
| UT40-QA22-25IK       | 40                     | 22    | 46    | 25    | 19    | 7896900 |
| UT40-QA27-30IK       | 40                     | 27    | 58    | 30    | 21    | 7896900 |
| UT50-QA22-27IK       | 50                     | 22    | 48    | 27    | 19    | 7896940 |
| UT50-QA27-36IK       | 50                     | 27    | 58    | 36    | 21    | 7896940 |
| UT50-QA32-35IK       | 50                     | 32    | 78    | 35    | 24    | 7896940 |
| UT63-QA27-36IK       | 63                     | 27    | 58    | 36    | 21    | 7896941 |
| UT63-QA32-33IK       | 63                     | 32    | 78    | 33    | 24    | 7896941 |
| UT63-QA40-56IK       | 63                     | 40    | 88    | 56    | 27    | 7896941 |

**Ejemplo de pedido:** 10 unidades UT40-QA16-25-1K  
Para piezas de repuesto y accesorios, véase página 89.

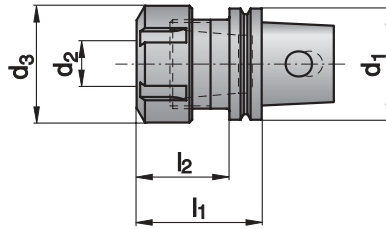


## Portabrocas de precisión (gama de sujeción = 3 - 16 mm)

| Tipo,<br>designación | Tamaño<br>UTS<br>$d_1$ | [mm]  |       |       |       | Junta O |
|----------------------|------------------------|-------|-------|-------|-------|---------|
|                      |                        | $d_2$ | $l_1$ | $l_2$ | $l_3$ |         |
| UT40-BF16-90         | 40                     | 57,5  | 90    | 0 - 6 | 29    | 7896900 |
| UT50-BF16-90         | 50                     | 57,5  | 90    | 0 - 6 | 29    | 7896940 |
| UT63-BF16-90         | 63                     | 57,5  | 90    | 0 - 6 | 29    | 7896941 |


**Ejemplo de pedido:** 10 unidades UT40-BF16-90

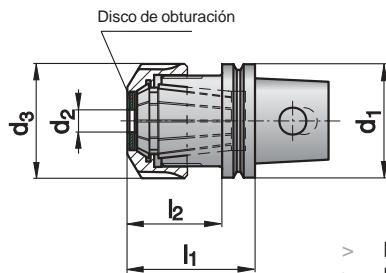
# Adaptadores



> Para pinzas de sujeción, forma ER – DIN 6499-B


## Mandrino portapinzas, forma ER

| Tipo,<br>designación | Tamaño<br>UTS<br>d <sub>1</sub> | [mm]           |                |                |                | <br>DIN 6499-B<br>forma ER | Junta O |
|----------------------|---------------------------------|----------------|----------------|----------------|----------------|---|---------|
|                      |                                 | d <sub>2</sub> | d <sub>3</sub> | l <sub>1</sub> | l <sub>2</sub> |   |         |
| UT40-ER16-38         | 40                              | 0,5 - 10       | 32             | 38             | 28             | 426 E (ER 16)   | 7896900 |
| UT40-ER25-45         | 40                              | 1,0 - 16       | 42             | 45             | 35             | 430 E (ER 25)   | 7896900 |
| UT40-ER32-51         | 40                              | 2,0 - 20       | 50             | 51             | 41             | 470 E (ER 32)   | 7896900 |
| UT50-ER25-45         | 50                              | 1,0 - 16       | 42             | 45             | 30             | 430 E (ER 25)   | 7896940 |
| UT50-ER32-51         | 50                              | 2,0 - 20       | 50             | 51             | 36             | 470 E (ER 32)   | 7896940 |
| UT50-ER40-57         | 50                              | 3,0 - 26       | 63             | 57             | 42             | 472 E (ER 40)   | 7896940 |
| UT63-ER25-47         | 63                              | 1,0 - 16       | 42             | 47             | 31             | 430 E (ER 25)   | 7896941 |
| UT63-ER32-51         | 63                              | 2,0 - 20       | 50             | 51             | 35             | 470 E (ER 32)   | 7896941 |
| UT63-ER40-57         | 63                              | 3,0 - 26       | 63             | 57             | 42             | 472 E (ER 40)   | 7896941 |



> Para pinzas de sujeción, forma ER – DIN 6499-B  
> Para herramientas con refrigeración interna

## Mandrino portapinzas, forma ER-D con tuerca de apriete impermeable

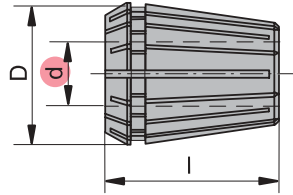
| Tipo,<br>designación | Tamaño<br>UTS<br>d <sub>1</sub> | [mm]           |                |                |                | <br>DIN 6499-B<br>forma ER | Junta O |
|----------------------|---------------------------------|----------------|----------------|----------------|----------------|---|---------|
|                      |                                 | d <sub>2</sub> | d <sub>3</sub> | l <sub>1</sub> | l <sub>2</sub> |   |         |
| UT40-ER16D-41        | 40                              | 0,5 - 10       | 32             | 41             | 31             | 426 E (ER 16)   | 7896900 |
| UT40-ER25D-48        | 40                              | 1,0 - 16       | 42             | 48             | 38             | 430 E (ER 25)   | 7896900 |
| UT40-ER32D-54        | 40                              | 2,0 - 20       | 50             | 54             | 44             | 470 E (ER 32)   | 7896900 |
| UT50-ER25D-48        | 50                              | 1,0 - 16       | 42             | 48             | 33             | 430 E (ER 25)   | 7896940 |
| UT50-ER32D-54        | 50                              | 2,0 - 20       | 50             | 54             | 39             | 470 E (ER 32)   | 7896940 |
| UT50-ER40D-60        | 50                              | 3,0 - 26       | 63             | 60             | 45             | 472 E (ER 40)   | 7896940 |
| UT63-ER25D-50        | 63                              | 1,0 - 16       | 42             | 50             | 34             | 430 E (ER 25)   | 7896941 |
| UT63-ER32D-54        | 63                              | 2,0 - 20       | 50             | 54             | 38             | 470 E (ER 32)   | 7896941 |
| UT63-ER40D-60        | 63                              | 3,0 - 26       | 63             | 60             | 44             | 472 E (ER 40)   | 7896941 |

**Ejemplo de pedido:** 10 unidades UT40-ER25-45  
Para piezas de repuesto y accesorios, véase página 90.



# Pinzas de sujeción

- > DIN 6499-B
- > Pinzas de sujeción bicónicas
- > Con ranuras longitudinales
- > Gama de sujeción cubierta:  
ER 16 / ER 20 / ER 25 / ER 32 / ER 40:  
hasta  $\varnothing 3,5 \text{ mm} = 0,5 \text{ mm}$   
a partir de  $\varnothing 4 \text{ mm} = 1,0 \text{ mm}$



## Pinzas de sujeción, forma ER

|      | 426E (ER16)<br>D = 17 mm<br>L = 27 mm<br>Designación | 430E (ER25)<br>D = 26 mm<br>L = 35 mm<br>Designación | 470E (ER32)<br>D = 33 mm<br>L = 40 mm<br>Designación | 472E (ER40)<br>D = 41 mm<br>L = 46 mm<br>Designación |
|------|--|--|--|--|
| 1,0  | 426E-010 <sup>1)</sup>                               |  |  |  |
| 1,5  | 426E-015   | 430E-015   |  |  |
| 2,0  | 426E-020 <sup>1)</sup>                               | 430E-020   | 470E-020   |  |
| 2,5  | 426E-025   | 430E-025   | 470E-025   |  |
| 3,0  | 426E-030 <sup>1)</sup>                               | 430E-030 <sup>1)</sup>                               | 470E-030 <sup>1)</sup>                               | 472E-030 <sup>1)</sup>                               |
| 4,0  | 426E-040 <sup>1)</sup>                               | 430E-040 <sup>1)</sup>                               | 470E-040 <sup>1)</sup>                               | 472E-040 <sup>1)</sup>                               |
| 5,0  | 426E-050 <sup>1)</sup>                               | 430E-050 <sup>1)</sup>                               | 470E-050 <sup>1)</sup>                               | 472E-050 <sup>1)</sup>                               |
| 6,0  | 426E-060 <sup>1)</sup>                               | 430E-060 <sup>1)</sup>                               | 470E-060 <sup>1)</sup>                               | 472E-060 <sup>1)</sup>                               |
| 7,0  | 426E-070 <sup>1)</sup>                               | 430E-070 <sup>1)</sup>                               | 470E-070 <sup>1)</sup>                               | 472E-070 <sup>1)</sup>                               |
| 8,0  | 426E-080 <sup>1)</sup>                               | 430E-080 <sup>1)</sup>                               | 470E-080 <sup>1)</sup>                               | 472E-080 <sup>1)</sup>                               |
| 9,0  | 426E-090 <sup>1)</sup>                               | 430E-090 <sup>1)</sup>                               | 470E-090 <sup>1)</sup>                               | 472E-090 <sup>1)</sup>                               |
| 10,0 | 426E-100 <sup>1)</sup>                               | 430E-100 <sup>1)</sup>                               | 470E-100 <sup>1)</sup>                               | 472E-100 <sup>1)</sup>                               |
| 11,0 |  | 430E-110 <sup>1)</sup>                               | 470E-110 <sup>1)</sup>                               | 472E-110 <sup>1)</sup>                               |
| 12,0 |  | 430E-120 <sup>1)</sup>                               | 470E-120 <sup>1)</sup>                               | 472E-120 <sup>1)</sup>                               |
| 13,0 |  | 430E-130 <sup>1)</sup>                               | 470E-130 <sup>1)</sup>                               | 472E-130 <sup>1)</sup>                               |
| 14,0 |  | 430E-140 <sup>1)</sup>                               | 470E-140 <sup>1)</sup>                               | 472E-140 <sup>1)</sup>                               |
| 15,0 |  | 430E-150 <sup>1)</sup>                               | 470E-150 <sup>1)</sup>                               | 472E-150 <sup>1)</sup>                               |
| 16,0 |  | 430E-160 <sup>1)</sup>                               | 470E-160 <sup>1)</sup>                               | 472E-160 <sup>1)</sup>                               |
| 17,0 |  |  | 470E-170 <sup>1)</sup>                               | 472E-170 <sup>1)</sup>                               |
| 18,0 |  |  | 470E-180 <sup>1)</sup>                               | 472E-180 <sup>1)</sup>                               |
| 19,0 |  |  | 470E-190 <sup>1)</sup>                               | 472E-190 <sup>1)</sup>                               |
| 20,0 |  |  | 470E-200 <sup>1)</sup>                               | 472E-200 <sup>1)</sup>                               |
| 21,0 |  |  |  | 472E-210 <sup>1)</sup>                               |
| 22,0 |  |  |  | 472E-220 <sup>1)</sup>                               |
| 23,0 |  |  |  | 472E-230 <sup>1)</sup>                               |
| 24,0 |  |  |  | 472E-240 <sup>1)</sup>                               |
| 25,0 |  |  |  | 472E-250 <sup>1)</sup>                               |
| 26,0 |  |  |  | 472E-260 <sup>1)</sup>                               |

<sup>1)</sup> Pinzas de sujeción contenidas en el juego



## Juegos de pinzas de sujeción (forma ER)

(suministrados en cajas de madera)

|                          |                                  |                                  |                                  |                                  |
|--------------------------|----------------------------------|----------------------------------|----------------------------------|----------------------------------|
| <b>Juego</b><br>contiene | <b>426E-SET</b><br>(10 unidades) | <b>430E-SET</b><br>(14 unidades) | <b>470E-SET</b><br>(18 unidades) | <b>472E-SET</b><br>(24 unidades) |
|--------------------------|----------------------------------|----------------------------------|----------------------------------|----------------------------------|

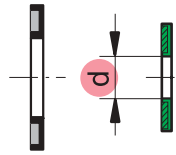
Piezas de  
repuesto /  
accesorios:



pág. 58

# Accesorios para pinzas de sujeción

- > Para mandrinos portapinzas, forma ER, con mit tuerca de apriete impermeable
- > Para sellado en caso de herramientas con refrigeración interna

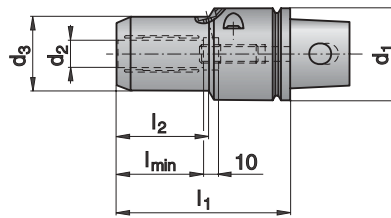


## Discos de obturación

| d    | 426E/426E-PS(ER16) | 430E/430E-PS(ER25) | 470E/470E-PS(ER32) | 472E/472E-PS(ER40) |
|------|--------------------|--------------------|--------------------|--------------------|
|      | Designación        | Designación        | Designación        | Designación        |
| 2,0  | DS-426E-020        | DS-430E-020        | DS-470E-020        |                    |
| 2,5  | DS-426E-025        | DS-430E-025        | DS-470E-025        |                    |
| 3,0  | DS-426E-030        | DS-430E-030        | DS-470E-030        | DS-472E-030        |
| 3,5  | DS-426E-035        | DS-430E-035        | DS-470E-035        | DS-472E-035        |
| 4,0  | DS-426E-040        | DS-430E-040        | DS-470E-040        | DS-472E-040        |
| 4,5  | DS-426E-045        | DS-430E-045        | DS-470E-045        | DS-472E-045        |
| 5,0  | DS-426E-050        | DS-430E-050        | DS-470E-050        | DS-472E-050        |
| 5,5  | DS-426E-055        | DS-430E-055        | DS-470E-055        | DS-472E-055        |
| 6,0  | DS-426E-060        | DS-430E-060        | DS-470E-060        | DS-472E-060        |
| 6,5  | DS-426E-065        | DS-430E-065        | DS-470E-065        | DS-472E-065        |
| 7,0  | DS-426E-070        | DS-430E-070        | DS-470E-070        | DS-472E-070        |
| 7,5  | DS-426E-075        | DS-430E-075        | DS-470E-075        | DS-472E-075        |
| 8,0  | DS-426E-080        | DS-430E-080        | DS-470E-080        | DS-472E-080        |
| 8,5  | DS-426E-085        | DS-430E-085        | DS-470E-085        | DS-472E-085        |
| 9,0  | DS-426E-090        | DS-430E-090        | DS-470E-090        | DS-472E-090        |
| 9,5  | DS-426E-095        | DS-430E-095        | DS-470E-095        | DS-472E-095        |
| 10,0 | DS-426E-100        | DS-430E-100        | DS-470E-100        | DS-472E-100        |
| 10,5 |                    | DS-430E-105        | DS-470E-105        | DS-472E-105        |
| 11,0 |                    | DS-430E-110        | DS-470E-110        | DS-472E-110        |
| 11,5 |                    | DS-430E-115        | DS-470E-115        | DS-472E-115        |
| 12,0 |                    | DS-430E-120        | DS-470E-120        | DS-472E-120        |
| 12,5 |                    | DS-430E-125        | DS-470E-125        | DS-472E-125        |
| 13,0 |                    | DS-430E-130        | DS-470E-130        | DS-472E-130        |
| 13,5 |                    | DS-430E-135        | DS-470E-135        | DS-472E-135        |
| 14,0 |                    | DS-430E-140        | DS-470E-140        | DS-472E-140        |
| 14,5 |                    | DS-430E-145        | DS-470E-145        | DS-472E-145        |
| 15,0 |                    | DS-430E-150        | DS-470E-150        | DS-472E-150        |
| 15,5 |                    | DS-430E-155        | DS-470E-155        | DS-472E-155        |
| 16,0 |                    | DS-430E-160        | DS-470E-160        | DS-472E-160        |
| 16,5 |                    |                    | DS-470E-165        | DS-472E-165        |
| 17,0 |                    |                    | DS-470E-170        | DS-472E-170        |
| 17,5 |                    |                    | DS-470E-175        | DS-472E-175        |
| 18,0 |                    |                    | DS-470E-180        | DS-472E-180        |
| 18,5 |                    |                    | DS-470E-185        | DS-472E-185        |
| 19,0 |                    |                    | DS-470E-190        | DS-472E-190        |
| 19,5 |                    |                    | DS-470E-195        | DS-472E-195        |
| 20,0 |                    |                    | DS-470E-200        | DS-472E-200        |
| 20,5 |                    |                    |                    | DS-472E-205        |
| 21,0 |                    |                    |                    | DS-472E-210        |
| 21,5 |                    |                    |                    | DS-472E-215        |
| 22,0 |                    |                    |                    | DS-472E-220        |
| 22,5 |                    |                    |                    | DS-472E-225        |
| 23,0 |                    |                    |                    | DS-472E-230        |
| 23,5 |                    |                    |                    | DS-472E-235        |
| 24,0 |                    |                    |                    | DS-472E-240        |
| 24,5 |                    |                    |                    | DS-472E-245        |
| 25,0 |                    |                    |                    | DS-472E-250        |
| 25,5 |                    |                    |                    | DS-472E-255        |
| 26,0 |                    |                    |                    | DS-472E-260        |

Para pinzas de sujeción, véase página 57.

# Adaptadores

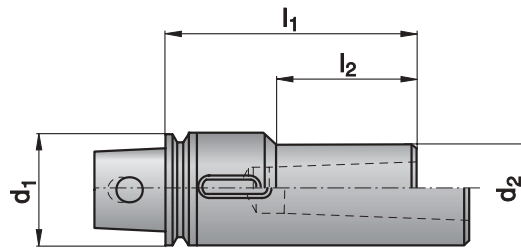


## Mandrino expansible hidráulico

| Tipo,<br>designación | Tamaño UTS [mm] |                |                |                |                |                  | Junta O |
|----------------------|-----------------|----------------|----------------|----------------|----------------|------------------|---------|
|                      | d <sub>1</sub>  | d <sub>2</sub> | d <sub>3</sub> | l <sub>1</sub> | l <sub>2</sub> | l <sub>min</sub> |         |
| UT40-HD06-65         | 40              | 6              | 26             | 65             | 30             | 27               | 7896900 |
| UT40-HD08-65         | 40              | 8              | 28             | 65             | 30             | 27               | 7896900 |
| UT40-HD10-70         | 40              | 10             | 30             | 70             | 35             | 31               | 7896900 |
| UT40-HD12-75         | 40              | 12             | 32             | 75             | 39             | 36               | 7896900 |
| UT50-HD06-65         | 50              | 6              | 26             | 65             | 30             | 27               | 7896940 |
| UT50-HD08-65         | 50              | 8              | 28             | 65             | 30             | 27               | 7896940 |
| UT50-HD10-70         | 50              | 10             | 30             | 70             | 35             | 31               | 7896940 |
| UT50-HD12-75         | 50              | 12             | 32             | 75             | 39             | 36               | 7896940 |
| UT50-HD14-75         | 50              | 14             | 34             | 75             | 42             | 36               | 7896940 |
| UT50-HD16-80         | 50              | 16             | 38             | 80             | 46             | 39               | 7896940 |
| UT50-HD18-80         | 50              | 18             | 40             | 80             | 47             | 39               | 7896940 |
| UT50-HD20-85         | 50              | 20             | 42             | 85             | 48             | 41               | 7896940 |
| UT63-HD06-70         | 63              | 6              | 26             | 70             | 30             | 27               | 7896941 |
| UT63-HD08-70         | 63              | 8              | 28             | 70             | 30             | 27               | 7896941 |
| UT63-HD10-75         | 63              | 10             | 30             | 75             | 35             | 31               | 7896941 |
| UT63-HD12-80         | 63              | 12             | 32             | 80             | 39             | 36               | 7896941 |
| UT63-HD14-80         | 63              | 14             | 34             | 80             | 42             | 36               | 7896941 |
| UT63-HD16-80         | 63              | 16             | 38             | 80             | 46             | 39               | 7896941 |
| UT63-HD18-80         | 63              | 18             | 40             | 80             | 47             | 39               | 7896941 |
| UT63-HD20-85         | 63              | 20             | 42             | 85             | 48             | 41               | 7896941 |
| UT63-HD25-95         | 63              | 25             | 50             | 95             | 50             | 46               | 7896941 |
| UT63-HD32-100        | 63              | 32             | 60             | 100            | 58             | 50               | 7896941 |

Ejemplo de pedido: 10 unidades UT40-HD06-65

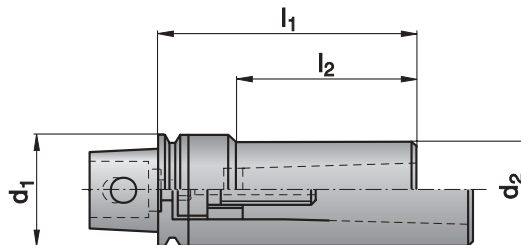
# Adaptadores



## Adaptador para mangos a morse, forma D DIN 228

| Tipo,<br>designación | Tamaño UTS [mm] |    |       |       |       | Junta O |
|----------------------|-----------------|----|-------|-------|-------|---------|
|                      | $d_1$           | MK | $d_2$ | $l_1$ | $l_2$ |         |
| UT40-MK2D-105        | 40              | 2  | 32    | 105   | 89,5  | 7896900 |
| UT40-MK3D-116        | 40              | 3  | 40    | 116   | —     | 7896900 |
| UT50-MK3D-118        | 50              | 3  | 40    | 118   | 66    | 7896940 |
| UT63-MK4D-146        | 63              | 4  | 48    | 146   | 86    | 7896941 |

Ejemplo de pedido: 10 unidades UT40-MK2D-105



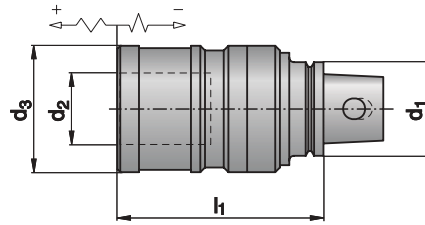
## Adaptador para mangos a morse, forma C, DIN 228 con rosca

| Tipo,<br>designación | Tamaño UTS [mm] |    |       |       |       | Junta O |
|----------------------|-----------------|----|-------|-------|-------|---------|
|                      | $d_1$           | MK | $d_2$ | $l_1$ | $l_2$ |         |
| UT40-MK2C-95         | 40              | 2  | 32    | 95    | 66    | 7896900 |
| UT40-MK3C-116        | 40              | 3  | 40    | 116   | —     | 7896900 |
| UT50-MK3C-118        | 50              | 3  | 40    | 118   | 80    | 7896940 |
| UT63-MK4C-146        | 63              | 4  | 48    | 146   | 102   | 7896941 |

Ejemplo de pedido: 10 unidades UT40-MK2C-95

# Adaptadores

Tracción                      Presión

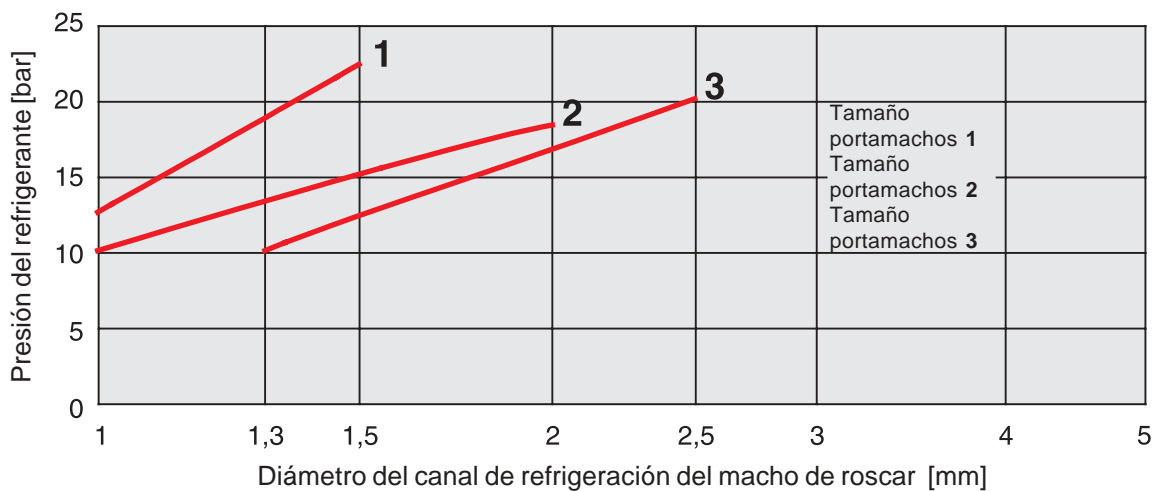


Portamachos de cambio rápido - con compensación de tracción y de presión  
 - también para machos de roscar con refrigeración interna

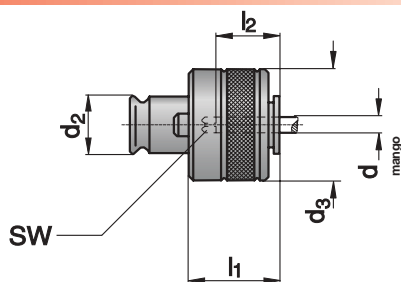
| Tipo, designación | Tamaño UTS [mm] |            |                |                |                | Junta O |
|-------------------|-----------------|------------|----------------|----------------|----------------|---------|
|                   | d <sub>1</sub>  | Tamaño SWE | d <sub>2</sub> | d <sub>3</sub> | l <sub>1</sub> |         |
| UT40-GEL1-60      | 40              | SWE1       | 19             | 36             | 60             | 7896900 |
| UT40-GEL2-95      | 40              | SWE2       | 31             | 53             | 95             | 7896900 |
| UT50-GEL1-60      | 50              | SWE1       | 19             | 36             | 60             | 7896940 |
| UT50-GEL2-95      | 50              | SWE2       | 31             | 53             | 95             | 7896940 |
| UT50-GEL3-147     | 50              | SWE3       | 48             | 78             | 147            | 7896940 |
| UT63-GEL2-95      | 63              | SWE2       | 31             | 53             | 95             | 7896941 |
| UT63-GEL3-147     | 63              | SWE3       | 48             | 78             | 147            | 7896941 |

Ejemplo de pedido: 10 unidades UT40-GEL1-60

Presión del refrigerante máx. dependiente del diámetro del canal de refrigeración del macho de roscar



# Adaptadores



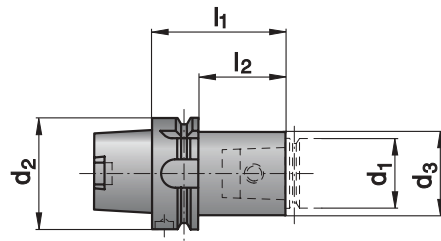
## Adaptadores para portamachos

- con acoplamiento ajustable de sobrecarga
- también para machos de roscar con refrigeración interna

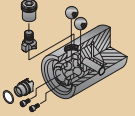
| Tipo, designación | Tamaño SWE | [mm]<br>d <sub>2</sub> | Macho de roscar | [mm]               |                      |                |                |                |
|-------------------|------------|------------------------|-----------------|--------------------|----------------------|----------------|----------------|----------------|
|                   |            |                        |                 | d <sub>mango</sub> | SW <sub>cuadr.</sub> | d <sub>3</sub> | l <sub>1</sub> | l <sub>2</sub> |
| SWE1-01           | 1          | 19                     | M3-DIN 371      | 3,5                | 2,7                  | 32             | 25             | 17             |
| SWE1-02           | 1          | 19                     | M3,5-DIN371     | 4,0                | 3,0                  | 32             | 25             | 17             |
| SWE1-03           | 1          | 19                     | M4-DIN371       | 4,5                | 3,5                  | 32             | 25             | 17             |
| SWE1-05           | 1          | 19                     | M5-DIN376       | 3,5                | 2,7                  | 32             | 25             | 17             |
| SWE1-06           | 1          | 19                     | M5-DIN371       | 6,0                | 4,9                  | 32             | 25             | 17             |
| SWE1-09           | 1          | 19                     | M6-DIN376       | 4,5                | 3,4                  | 32             | 25             | 17             |
| SWE1-10           | 1          | 19                     | M6-DIN371       | 6,0                | 4,9                  | 32             | 25             | 17             |
| SWE1-13           | 1          | 19                     | M8-DIN376       | 6,0                | 4,9                  | 32             | 25             | 17             |
| SWE1-14           | 1          | 19                     | M8-DIN371       | 8,0                | 6,2                  | 32             | 25             | 17             |
| SWE1-17           | 1          | 19                     | M10-DIN376      | 7,0                | 5,5                  | 32             | 25             | 17             |
| SWE1-18           | 1          | 19                     | M10-DIN371      | 10,0               | 8,0                  | 32             | 25             | 17             |
| SWE1-20           | 1          | 19                     | M12-DIN376      | 9,0                | 7,0                  | 32             | 25             | 17             |
| SWE2-02           | 2          | 31                     | M8-DIN371       | 8,0                | 6,2                  | 50             | 34             | 30             |
| SWE2-05           | 2          | 31                     | M10-DIN376      | 7,0                | 5,5                  | 50             | 34             | 30             |
| SWE2-08           | 2          | 31                     | M12-DIN376      | 9,0                | 7,0                  | 50             | 34             | 30             |
| SWE2-11           | 2          | 31                     | M14-DIN376      | 11,0               | 9,0                  | 50             | 34             | 30             |
| SWE2-13           | 2          | 31                     | M16-DIN376      | 12,0               | 9,0                  | 50             | 34             | 30             |
| SWE2-15           | 2          | 31                     | M18-DIN376      | 14,0               | 11,0                 | 50             | 34             | 30             |
| SWE2-17           | 2          | 31                     | M20-DIN376      | 16,0               | 12,0                 | 50             | 34             | 30             |
| SWE2-18           | 2          | 31                     | M22/M24-DIN376  | 18,0               | 14,5                 | 50             | 34             | 30             |
| SWE3-01           | 3          | 48                     | M14-DIN376      | 11,0               | 9,0                  | 72             | 45             | 44             |
| SWE3-03           | 3          | 48                     | M16-DIN376      | 12,0               | 9,0                  | 72             | 45             | 44             |
| SWE3-05           | 3          | 48                     | M18-DIN376      | 14,0               | 11,0                 | 72             | 45             | 44             |
| SWE3-07           | 3          | 48                     | M20-DIN376      | 16,0               | 12,0                 | 72             | 45             | 44             |
| SWE3-09           | 3          | 48                     | M22-DIN376      | 18,0               | 14,5                 | 72             | 45             | 44             |
| SWE3-11           | 3          | 48                     | M24-DIN376      | 18,0               | 14,5                 | 72             | 45             | 44             |
| SWE3-13           | 3          | 48                     | M27-DIN376      | 20,0               | 16,0                 | 72             | 45             | 44             |
| SWE3-14           | 3          | 48                     | M30-DIN376      | 22,0               | 18,0                 | 72             | 45             | 44             |
| SWE3-16           | 3          | 48                     | M33-DIN376      | 25,0               | 20,0                 | 72             | 45             | 44             |
| SWE3-17           | 3          | 48                     | M36-DIN376      | 28,0               | 22,0                 | 72             | 45             | 44             |

**Ejemplo de pedido:** 10 unidades SWE1-01  
Adaptadores para machos de roscar ISO bajo pedido.

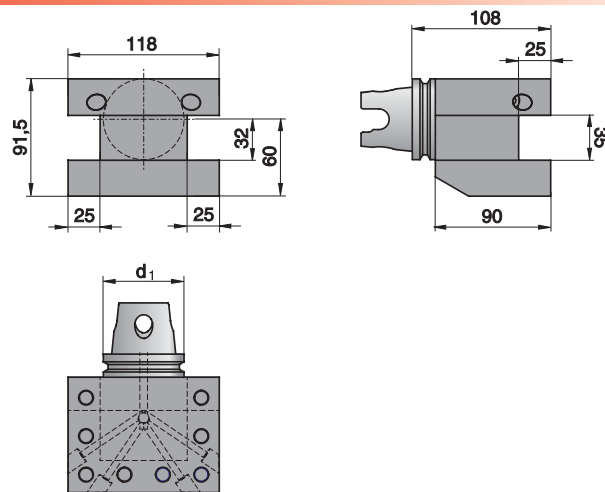
# Adaptadores



## HSK..A-UTS

| Tipo,<br>designación | [mm]  |                     |       |       |       |  |
|----------------------|-------|---------------------|-------|-------|-------|---|
|                      | $d_2$ | Tamaño UTS<br>$d_1$ | $d_3$ | $l_1$ | $l_2$ |   |
| HSK63A-UT40-80       | 63    | 40                  | 48    | 80    | 49    | 7896935   |
| HSK63A-UT50-90       | 63    | 50                  | 53    | 90    | 64    | 7898600   |
| HSK63A-UT63-105      | 63    | 63                  | 63    | 105   | 79    | 7899773   |
| HSK100A-UT40-80      | 100   | 40                  | 40    | 80    | 51    | 7896957   |
| HSK100A-UT50-100     | 100   | 50                  | 50    | 100   | 71    | 7898616   |
| HSK100A-UT63-115     | 100   | 63                  | 63    | 115   | 86    | 7899773   |

**Ejemplo de pedido:** 10 unidades HSK63A-UT40-75  
Para juego de tubos de refrigeración, véase página 90.



## Soporte UT63 para mangos cuadrados

para montar portaherramientas convencionales con una altura de mango máx. de 32 mm

| Tipo,<br>designación | [mm]<br>Tamaño UTS<br>$d_1$ | Junta O |
|----------------------|-----------------------------|---------|
| UT63-3225-KN         | 63                          | 7896941 |

**Ejemplo de pedido:** 10 unidades UT63-3225-KN

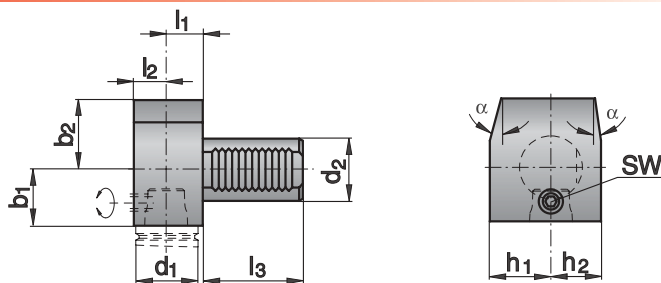


**PLANSEE TIZIT**



# Amarres base

## Sujeción rápida

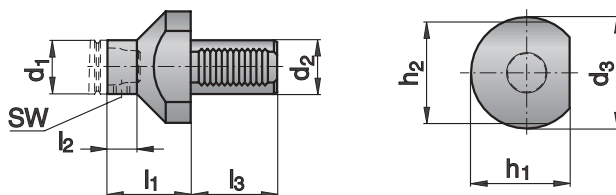


El dibujo muestra la ejecución a derechas.

DIN 69880 (VDI) (no se requiere ninguna llave dinamométrica)

| Tipo, designación | Tamaño UTS [mm] |                |                |                |                |                |                |                |                |    |
|-------------------|-----------------|----------------|----------------|----------------|----------------|----------------|----------------|----------------|----------------|----|
|                   | d <sub>1</sub>  | d <sub>2</sub> | b <sub>1</sub> | b <sub>2</sub> | h <sub>1</sub> | h <sub>2</sub> | l <sub>1</sub> | l <sub>2</sub> | l <sub>3</sub> | SW |
| UT40-VDI4040-WSR  | 40              | 40             | 40             | 48,5           | 42,5           | 37,0           | 25             | 24,0           | 63             | 8  |
| UT40-VDI4040-WSL  | 40              | 40             | 40             | 48,5           | 42,5           | 37,0           | 25             | 24,0           | 63             | 8  |
| UT50-VDI5050-WSR  | 50              | 50             | 50             | 63,0           | 53,0           | 42,5           | 30             | 30,5           | 78             | 10 |
| UT50-VDI5050-WSL  | 50              | 50             | 50             | 63,0           | 53,0           | 42,5           | 30             | 30,5           | 78             | 10 |
| UT63-VDI6060-WSR  | 63              | 60             | 60             | 62,5           | 62,0           | 51,0           | 37             | 39,0           | 94             | 10 |
| UT63-VDI6060-WSL  | 63              | 60             | 60             | 62,5           | 62,0           | 51,0           | 37             | 39,0           | 94             | 10 |

Ejemplo de pedido: 10 unidades UT40-VDI4040-WSR



El dibujo muestra la ejecución a derechas.  
Ejecución a izquierdas: tornillo de sujeción (SW) en el lado opuesto

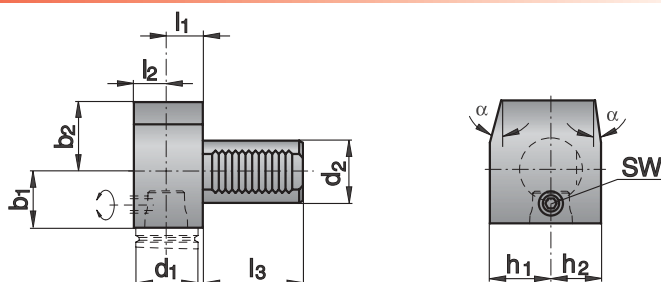
DIN 69880 (VDI) (no se requiere ninguna llave dinamométrica)

| Tipo, designación | Tamaño UTS [mm] |                |                |                |                |                |                |                |    |
|-------------------|-----------------|----------------|----------------|----------------|----------------|----------------|----------------|----------------|----|
|                   | d <sub>1</sub>  | d <sub>2</sub> | d <sub>3</sub> | h <sub>1</sub> | h <sub>2</sub> | l <sub>1</sub> | l <sub>2</sub> | l <sub>3</sub> | SW |
| UT40-VDI4070-ASR  | 40              | 40             | 83             | 74             | 80             | 70             | 23             | 63             | 8  |
| UT40-VDI4070-ASL  | 40              | 40             | 83             | 74             | 80             | 70             | 23             | 63             | 8  |
| UT50-VDI5080-ASR  | 50              | 50             | 98             | 84             | 94             | 80             | 25             | 78             | 10 |
| UT50-VDI5080-ASL  | 50              | 50             | 98             | 84             | 94             | 80             | 25             | 78             | 10 |
| UT63-VDI6090-ASR  | 63              | 60             | 123            | 104            | 100            | 90             | 30             | 94             | 10 |
| UT63-VDI6090-ASL  | 63              | 60             | 123            | 104            | 100            | 90             | 30             | 94             | 10 |
| UT63-VDI60160-ASR | 63              | 60             | 123            | 104            | 100            | 160            | 100            | 94             | 10 |
| UT63-VDI60160-ASL | 63              | 60             | 123            | 104            | 100            | 160            | 100            | 94             | 10 |

Ejemplo de pedido: 10 unidades UT40-VDI4070-ASR

# Amarres base

## Sujeción manual



El dibujo muestra la ejecución a derechas.

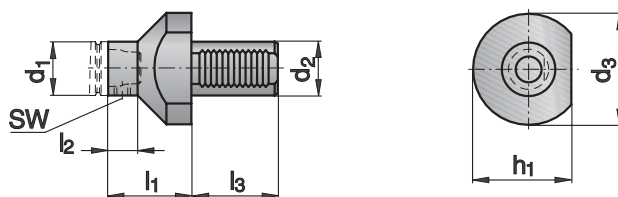
### DIN 69880 (VDI)

| Tipo, designación | Tamaño UTS [mm] |                |                |                |                |                |                |                |                |    | Juego de elementos de montaje |
|-------------------|-----------------|----------------|----------------|----------------|----------------|----------------|----------------|----------------|----------------|----|-------------------------------|
|                   | d <sub>1</sub>  | d <sub>2</sub> | b <sub>1</sub> | b <sub>2</sub> | h <sub>1</sub> | h <sub>2</sub> | l <sub>1</sub> | l <sub>2</sub> | l <sub>3</sub> | SW |                               |
| UT40-VDI3030-WRR  | 40              | 30             | 30             | 33,0           | 31,0           | 22             | 25             | 23,0           | 55             | 6  | 7896857                       |
| UT40-VDI4040-WRR  | 40              | 40             | 40             | 42,5           | 42,5           | 34             | 25             | 22,0           | 63             | 6  | 7896857                       |
| UT40-VDI5040-WRR  | 40              | 50             | 40             | 42,5           | 44,0           | 34             | 25             | 22,0           | 78             | 6  | 7896857                       |
| UT40-VDI3030-WRL  | 40              | 30             | 30             | 33,0           | 31,0           | 22             | 25             | 23,0           | 55             | 6  | 7896857                       |
| UT40-VDI4040-WRL  | 40              | 40             | 40             | 42,5           | 42,5           | 34             | 25             | 22,0           | 63             | 6  | 7896857                       |
| UT40-VDI5040-WRL  | 40              | 50             | 40             | 42,5           | 44,0           | 34             | 25             | 22,0           | 78             | 6  | 7896857                       |
| UT50-VDI4050-WRR  | 50              | 40             | 50             | 42,5           | 42,5           | 42             | 30             | 27,5           | 63             | 10 | 7898616                       |
| UT50-VDI5050-WRR  | 50              | 50             | 50             | 50,0           | 53,0           | 42             | 30             | 27,5           | 78             | 10 | 7898616                       |
| UT50-VDI4050-WRL  | 50              | 40             | 50             | 42,5           | 42,5           | 42             | 30             | 27,5           | 63             | 10 | 7898616                       |
| UT50-VDI5050-WRL  | 50              | 50             | 50             | 50,0           | 53,0           | 42             | 30             | 27,5           | 78             | 10 | 7898616                       |
| UT63-VDI5060-WRR  | 63              | 50             | 60             | 50,0           | 53,0           | 51             | 37             | 36,0           | 78             | 12 | 7899773                       |
| UT63-VDI6060-WRR  | 63              | 60             | 60             | 62,5           | 62,0           | 51             | 37             | 36,0           | 94             | 12 | 7899773                       |
| UT63-VDI5060-WRL  | 63              | 50             | 60             | 50,0           | 53,0           | 51             | 37             | 36,0           | 78             | 12 | 7899773                       |
| UT63-VDI6060-WRL  | 63              | 60             | 60             | 62,5           | 62,0           | 51             | 37             | 36,0           | 94             | 12 | 7899773                       |

Ejemplo de pedido: 10 unidades UT40-VDI3030-WRR

# Amarres base

## Sujeción manual



El dibujo muestra la ejecución a derechas.  
Ejecución a izquierdas: tornillo de sujeción (SW) en el lado opuesto

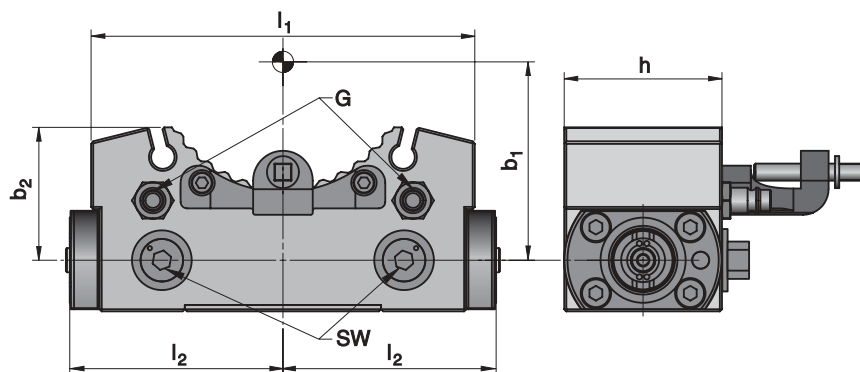
### DIN 69880 (VDI)

| Tipo,<br>designación | Tamaño UTS [mm] |                |                |                |                |                |                |    | Juego de<br>elementos<br>de montaje |
|----------------------|-----------------|----------------|----------------|----------------|----------------|----------------|----------------|----|-------------------------------------|
|                      | d <sub>1</sub>  | d <sub>2</sub> | d <sub>3</sub> | h <sub>1</sub> | l <sub>1</sub> | l <sub>2</sub> | l <sub>3</sub> | SW |                                     |
| UT40-VDI3050-ARR     | 40              | 30             | 68             | 60             | 50             | 23             | 55             | 6  | 7896935                             |
| UT40-VDI4060-ARR     | 40              | 40             | 83             | 74             | 60             | 23             | 63             | 6  | 7896957                             |
| UT40-VDI40120-ARR    | 40              | 40             | 83             | 74             | 120            | 83             | 63             | 6  | 7896957                             |
| UT40-VDI5060-ARR     | 40              | 50             | 98             | 84             | 60             | 23             | 78             | 6  | 7896957                             |
| UT40-VDI50120-ARR    | 40              | 50             | 98             | 84             | 120            | 83             | 78             | 6  | 7896957                             |
| UT40-VDI4060-ARL     | 40              | 40             | 83             | 74             | 60             | 23             | 63             | 6  | 7896957                             |
| UT40-VDI40120-ARL    | 40              | 40             | 83             | 74             | 120            | 83             | 63             | 6  | 7896957                             |
| UT40-VDI5060-ARL     | 40              | 50             | 98             | 84             | 60             | 23             | 78             | 6  | 7896957                             |
| UT40-VDI50120-ARL    | 40              | 50             | 98             | 84             | 120            | 83             | 78             | 6  | 7896957                             |
| UT50-VDI4070-ARR     | 50              | 40             | 83             | 74             | 70             | 25             | 63             | 10 | 7898616                             |
| UT50-VDI40140-ARR    | 50              | 40             | 83             | 74             | 140            | 95             | 63             | 10 | 7898616                             |
| UT50-VDI5070-ARR     | 50              | 50             | 98             | 84             | 70             | 25             | 78             | 10 | 7898616                             |
| UT50-VDI50140-ARR    | 50              | 50             | 98             | 84             | 140            | 95             | 78             | 10 | 7898616                             |
| UT50-VDI4070-ARL     | 50              | 40             | 83             | 74             | 70             | 25             | 63             | 10 | 7898616                             |
| UT50-VDI40140-ARL    | 50              | 40             | 83             | 74             | 140            | 95             | 63             | 10 | 7898616                             |
| UT50-VDI5070-ARL     | 50              | 50             | 98             | 84             | 70             | 25             | 78             | 10 | 7898616                             |
| UT50-VDI50140-ARL    | 50              | 50             | 98             | 84             | 140            | 95             | 78             | 10 | 7898616                             |
| UT63-VDI5080-ARR     | 63              | 50             | 98             | 84             | 80             | 30             | 78             | 12 | 7899773                             |
| UT63-VDI50160-ARR    | 63              | 50             | 98             | 84             | 160            | 110            | 78             | 12 | 7899773                             |
| UT63-VDI6080-ARR     | 63              | 60             | 123            | 104            | 80             | 30             | 94             | 12 | 7899773                             |
| UT63-VDI60160-ARR    | 63              | 60             | 123            | 104            | 160            | 110            | 94             | 12 | 7899773                             |
| UT63-VDI5080-ARL     | 63              | 50             | 98             | 84             | 80             | 30             | 78             | 12 | 7899773                             |
| UT63-VDI50160-ARL    | 63              | 50             | 98             | 84             | 160            | 110            | 78             | 12 | 7899773                             |
| UT63-VDI6080-ARL     | 63              | 60             | 123            | 104            | 80             | 30             | 94             | 12 | 7899773                             |
| UT63-VDI60160-ARL    | 63              | 60             | 123            | 104            | 160            | 110            | 94             | 12 | 7899773                             |

Ejemplo de pedido: 10 unidades UT40-VDI3050-ARR

# Amarres base

## Sujeción rápida



### Multiflex con 2 adaptadores UTS - tornillo de sujeción arriba

| Tipo,<br>designación | Tamaño<br>Multiflex | Tamaño UTS [mm] |                |                |    |                |                |       |    |
|----------------------|---------------------|-----------------|----------------|----------------|----|----------------|----------------|-------|----|
|                      |                     | d <sub>1</sub>  | b <sub>1</sub> | b <sub>2</sub> | h  | l <sub>1</sub> | l <sub>2</sub> | G     | SW |
| UT40-MC-OSN          | C                   | 40              | 93             | 62,3           | 74 | 180            | 100            | G1/4" | 13 |
| UT50-MD1-OSN         | D1                  | 50              | 110            | 74,5           | 85 | 216            | 120            | G1/4" | 17 |

**Ejemplo de pedido:** 5 unidades UT40-MC-OSN  
Para llaves de sujeción, véase página 86.

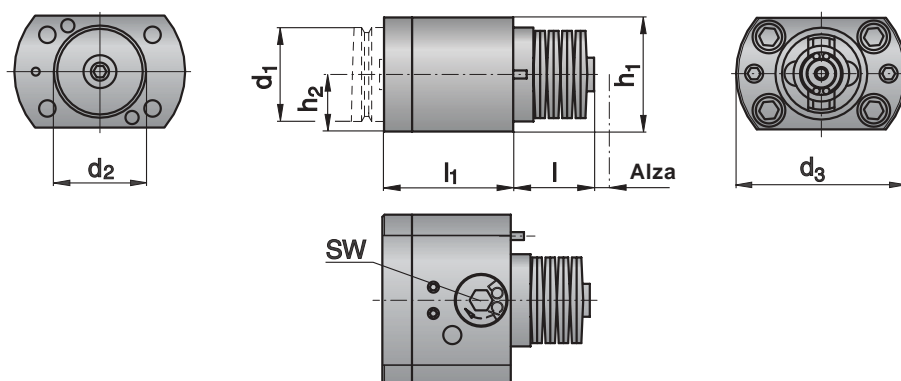
### TIZIT Maxiflex UTS sobre Multiflex: disfrute de las ventajas a todos los niveles

- Para el mecanizado exterior e interior con un amarre base
- Puesta a punto y cambio de herramientas: cambiar sólo las unidades UTS
- Mayor seguridad y tiempos de parada reducidos gracias a las dimensiones principales estandarizadas UTS
- Alta repetibilidad: también tolerancias estrechas sin pasadas de medida
- Mayor estabilidad: ventajas especiales al mecanizar agujeros
- Usar las innovaciones más recientes de TIZIT (EcoCut, MSS, ...)
- Trabajo más fácil: cambiar sólo unidades UTS (en vez de portas Multiflex enteros)

Ulteriores tamaños Multiflex y portaherramientas Parat bajo pedido.

# Amarres base

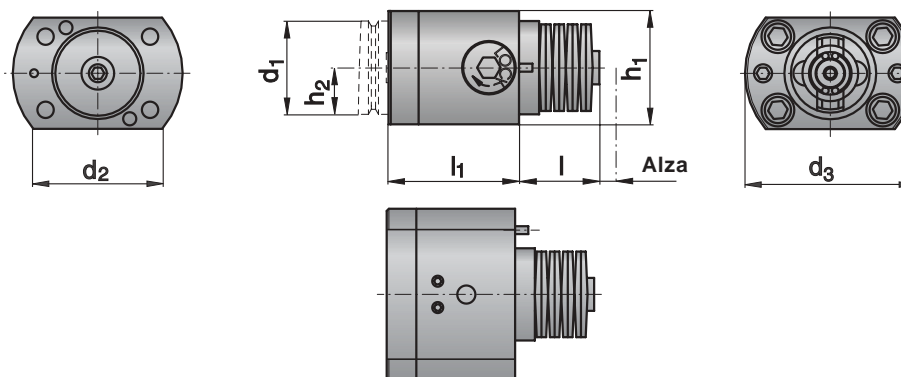
## Sujeción rápida



### Adaptador de montaje con tornillo de sujeción UTS lateral

| Tipo,<br>designación | Tamaño<br>UTS<br>d <sub>1</sub> | [mm]           |                |                |                |    |                |      |    |
|----------------------|---------------------------------|----------------|----------------|----------------|----------------|----|----------------|------|----|
|                      |                                 | d <sub>2</sub> | d <sub>3</sub> | h <sub>1</sub> | h <sub>2</sub> | l  | l <sub>1</sub> | Alza | SW |
| UT40-EA4055-SSN      | 40                              | 40             | 70             | 48             | 24             | 34 | 55             | 7,2  | 8  |
| UT50-EA5070-SSN      | 50                              | 50             | 85             | 58             | 29             | 38 | 70             | 8,7  | 10 |

Ejemplo de pedido: 10 unidades UT40-EA4055-SSN

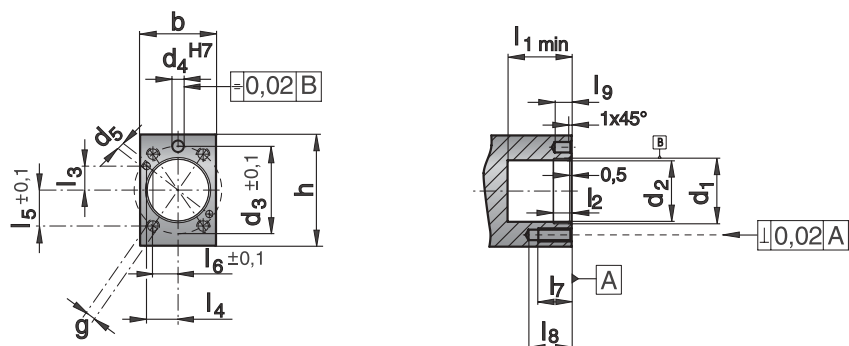


### Adaptador de montaje con tornillo de sujeción UTS arriba

| Tipo,<br>designación | Tamaño<br>UTS<br>d <sub>1</sub> | [mm]           |                |                |                |    |                |      |    |
|----------------------|---------------------------------|----------------|----------------|----------------|----------------|----|----------------|------|----|
|                      |                                 | d <sub>2</sub> | d <sub>3</sub> | h <sub>1</sub> | h <sub>2</sub> | l  | l <sub>1</sub> | Alza | SW |
| UT40-EA4060-OSN      | 40                              | 40             | 70             | 48             | 24             | 29 | 60             | 7,2  | 8  |
| UT50-EA5075-OSN      | 50                              | 50             | 85             | 58             | 29             | 33 | 75             | 8,7  | 10 |

Ejemplo de pedido: 10 unidades UT40-EA4060-OSN

# Dimensiones de montaje para adaptadore de montaje con sujeción rápida

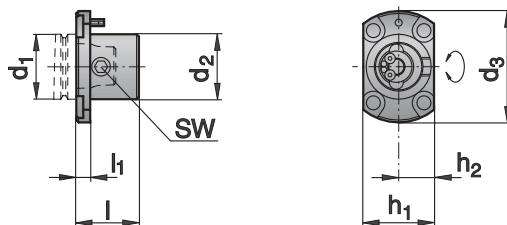


| Tipo,<br>designación | [mm] |    |                |                |                |                |                |                |                |
|----------------------|------|----|----------------|----------------|----------------|----------------|----------------|----------------|----------------|
|                      | b    | h  | l <sub>1</sub> | l <sub>2</sub> | l <sub>3</sub> | l <sub>4</sub> | l <sub>5</sub> | l <sub>6</sub> | l <sub>7</sub> |
| UT40-EA40...-SN      | 48   | 70 | 44             | 12             | 14,2           | 19,6           | 22,1           | 15,5           | 22,5           |
| UT50-EA50...-SN      | 58   | 85 | 49             | 14             | 18,3           | 23,9           | 27,4           | 19,2           | 25,5           |

| Tipo,<br>designación | [mm]           |                |                |                |                |                |                |     | Junta O |
|----------------------|----------------|----------------|----------------|----------------|----------------|----------------|----------------|-----|---------|
|                      | l <sub>8</sub> | l <sub>9</sub> | d <sub>1</sub> | d <sub>2</sub> | d <sub>3</sub> | d <sub>4</sub> | d <sub>5</sub> | g   |         |
| UT40-EA40...-SN      | 29             | 11,5           | 40             | 36             | 54             | 6,35           | 5,0            | M8  | 7896000 |
| UT50-EA50...-SN      | 33             | 13,0           | 50             | 47             | 67             | 7,95           | 5,5            | M10 | 7896968 |

# Amarres base

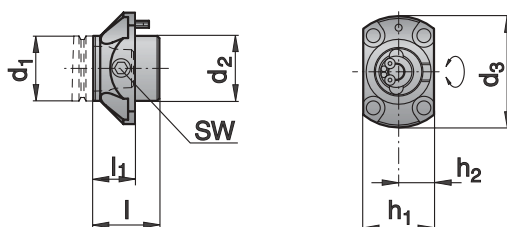
## Sujeción manual



### Adaptador de montaje corto

| Tipo,<br>designación | Tamaño UTS [mm] |                |                |                |                |    |                |    |    | Juego de elementos de montaje |
|----------------------|-----------------|----------------|----------------|----------------|----------------|----|----------------|----|----|-------------------------------|
|                      | d <sub>1</sub>  | d <sub>2</sub> | d <sub>3</sub> | h <sub>1</sub> | h <sub>2</sub> | l  | l <sub>1</sub> | Nm | SW |                               |
| UT40-EA4010-SRN      | 40              | 40             | 68             | 44             | 22,0           | 40 | 10             | 16 | 6  | 7896957                       |
| UT50-EA5012-SRN      | 50              | 50             | 84             | 55             | 27,5           | 50 | 12             | 32 | 10 | 7898616                       |
| UT63-EA6315-SRN      | 63              | 63             | 102            | 72             | 36,0           | 60 | 15             | 50 | 12 | 7899773                       |

Ejemplo de pedido: 10 unidades UT40-EA4010-SRN

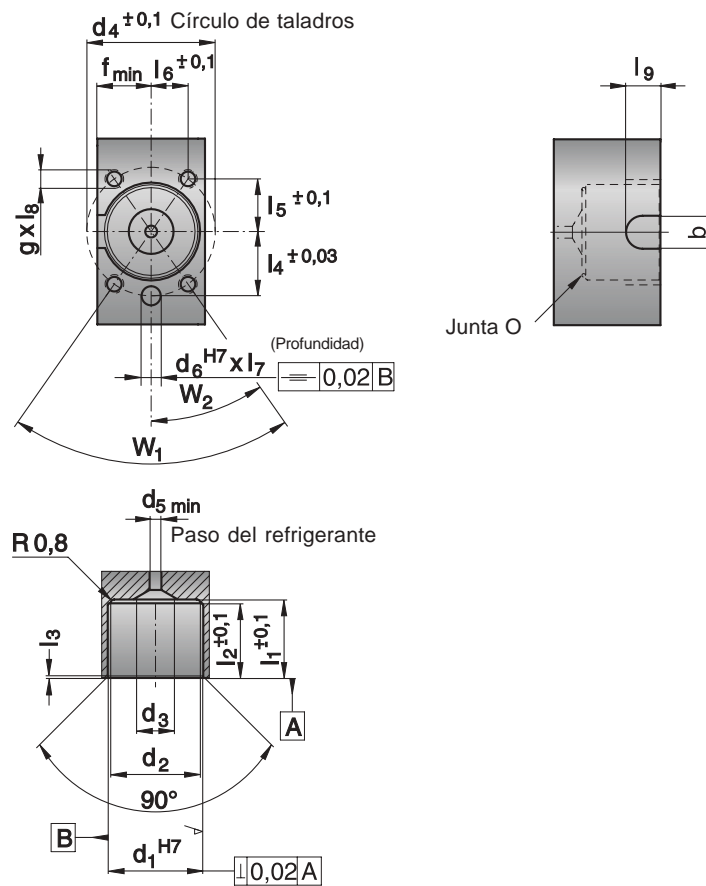


### Adaptador de montaje largo

| Tipo,<br>designación | Tamaño UTS [mm] |                |                |                |                |    |                |    |    | Juego de elementos de montaje |
|----------------------|-----------------|----------------|----------------|----------------|----------------|----|----------------|----|----|-------------------------------|
|                      | d <sub>1</sub>  | d <sub>2</sub> | d <sub>3</sub> | h <sub>1</sub> | h <sub>2</sub> | l  | l <sub>1</sub> | Nm | SW |                               |
| UT40-EA4025-SRN      | 40              | 40             | 68             | 44             | 22,0           | 40 | 25             | 16 | 6  | 7896935                       |
| UT50-EA5030-SRN      | 50              | 50             | 84             | 55             | 27,5           | 50 | 30             | 32 | 10 | 7898600                       |
| UT63-EA6340-SRN      | 63              | 63             | 102            | 72             | 36,0           | 60 | 40             | 50 | 12 | 7899700                       |

Ejemplo de pedido: 10 unidades UT40-EA4025-SRN

# Dimensiones de montaje para adaptadores de montaje con sujeción manual



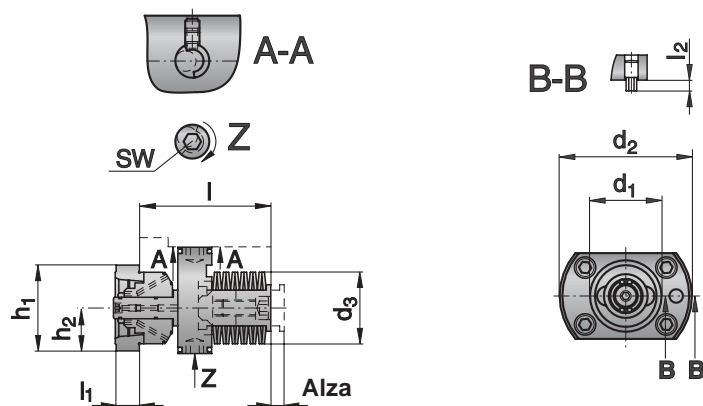
| Tipo,<br>designación | [mm]           |                |                |                |                |                |      |                |                |                |
|----------------------|----------------|----------------|----------------|----------------|----------------|----------------|------|----------------|----------------|----------------|
|                      | d <sub>1</sub> | d <sub>2</sub> | d <sub>3</sub> | d <sub>4</sub> | d <sub>5</sub> | d <sub>6</sub> | f    | l <sub>1</sub> | l <sub>2</sub> | l <sub>3</sub> |
| UT40-EA4010-SRN      | 40             | 35,5           | 20             | 54             | 5,0            | 6,35           | 22,0 | 32             | 31             | 0,8            |
| UT50-EA5012-SRN      | 50             | 43,5           | 25             | 67             | 6,5            | 7,95           | 27,5 | 40             | 39             | 1,0            |
| UT63-EA6315-SRN      | 63             | 54,5           | 30             | 82             | 8,0            | 14,06          | 36,0 | 47             | 46             | 1,5            |
| UT40-EA4025-SRN      | 40             | 35,5           | 20             | 54             | 5,0            | 6,35           | 22,0 | 17             | 16             | 0,8            |
| UT50-EA5030-SRN      | 50             | 43,5           | 25             | 67             | 6,5            | 7,95           | 27,5 | 22             | 21             | 1,0            |
| UT63-EA6340-SRN      | 63             | 54,5           | 30             | 82             | 8,0            | 14,06          | 36,0 | 22             | 21             | 1,5            |

| Tipo,<br>designación | [mm]           |                |                |                |                |                |      |     |                |                |
|----------------------|----------------|----------------|----------------|----------------|----------------|----------------|------|-----|----------------|----------------|
|                      | l <sub>4</sub> | l <sub>5</sub> | l <sub>6</sub> | l <sub>7</sub> | l <sub>8</sub> | l <sub>9</sub> | b    | g   | w <sub>1</sub> | w <sub>2</sub> |
| UT40-EA4010-SRN      | 27,0           | 22,1           | 15,5           | 11,2           | 18             | 13,0           | 13,0 | M8  | 70,0°          | 35,00°         |
| UT50-EA5012-SRN      | 33,5           | 27,4           | 19,2           | 12,7           | 18             | 18,0           | 17,5 | M10 | 70,0°          | 35,00°         |
| UT63-EA6315-SRN      | 41,0           | 31,7           | 26,0           | 20,0           | 35             | 23,5           | 21,5 | M12 | 78,8°          | 39,35°         |
| UT40-EA4025-SRN      | 27,0           | 22,1           | 15,5           | 11,2           | 18             | —              | —    | M8  | 70,0°          | 35,00°         |
| UT50-EA5030-SRN      | 33,5           | 27,4           | 19,2           | 12,7           | 18             | —              | —    | M10 | 70,0°          | 35,00°         |
| UT63-EA6340-SRN      | 41,0           | 31,7           | 26,0           | 20,0           | 35             | —              | —    | M12 | 78,8°          | 39,35°         |



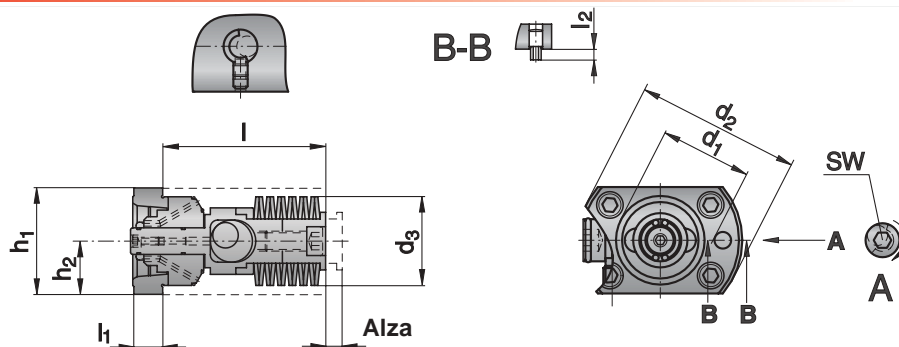
# Juegos de montaje

## Sujeción rápida



### Tornillo de sujeción UTS lateral (no se requiere ninguna llave dinamométrica)

| Tipo, designación | Tamaño UTS [mm] |                |                |                |                |      |                |                |      |    |
|-------------------|-----------------|----------------|----------------|----------------|----------------|------|----------------|----------------|------|----|
|                   | d <sub>1</sub>  | d <sub>2</sub> | d <sub>3</sub> | h <sub>1</sub> | h <sub>2</sub> | l    | l <sub>1</sub> | l <sub>2</sub> | Alza | SW |
| UT40-ES1473-SSN   | 40              | 74             | 40             | 46             | 23,0           | 73,5 | 14             | 6,35           | 7,24 | 8  |
| UT40-ES1464-SSN   | 40              | 74             | 40             | 46             | 23,0           | 64,5 | 14             | 6,35           | 7,24 | 8  |
| UT50-ES1691-SSN   | 50              | 85             | 50             | 58             | 29,0           | 91,5 | 16             | 8,50           | 8,74 | 10 |
| UT50-ES1680-SSN   | 50              | 85             | 50             | 58             | 29,0           | 80,2 | 16             | 8,50           | 8,74 | 10 |
| UT63-ES2099-SSN   | 63              | 104            | 60             | 75             | 37,5           | 99,1 | 20             | 8,50           | 8,84 | 10 |
| UT63-ES2088-SSN   | 63              | 104            | 60             | 75             | 37,5           | 87,6 | 20             | 8,50           | 8,84 | 10 |



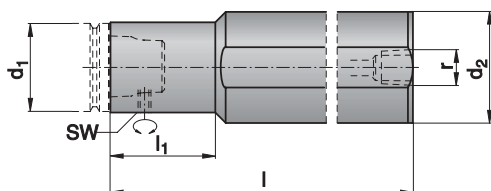
### Tornillo de sujeción UTS arriba (no se requiere ninguna llave dinamométrica)

| Tipo, designación | Tamaño UTS [mm] |                |                |                |                |      |                |                |      |    |
|-------------------|-----------------|----------------|----------------|----------------|----------------|------|----------------|----------------|------|----|
|                   | d <sub>1</sub>  | d <sub>2</sub> | d <sub>3</sub> | h <sub>1</sub> | h <sub>2</sub> | l    | l <sub>1</sub> | l <sub>2</sub> | Alza | SW |
| UT40-ES1473-OSN   | 40              | 74             | 40             | 46             | 23,0           | 73,5 | 14             | 6,35           | 7,24 | 8  |
| UT40-ES1464-OSN   | 40              | 74             | 40             | 46             | 23,0           | 64,5 | 14             | 6,35           | 7,24 | 8  |
| UT50-ES1691-OSN   | 50              | 85             | 50             | 58             | 29,0           | 91,5 | 16             | 8,5            | 8,74 | 10 |
| UT50-ES1680-OSN   | 50              | 85             | 50             | 58             | 29,0           | 80,2 | 16             | 8,5            | 8,74 | 10 |
| UT63-ES2099-OSN   | 63              | 104            | 60             | 75             | 37,5           | 99,1 | 20             | 8,5            | 8,84 | 10 |
| UT63-ES2088-OSN   | 63              | 104            | 60             | 75             | 37,5           | 87,6 | 20             | 8,5            | 8,84 | 10 |

Dimensiones de montaje bajo petición

# Amarres base

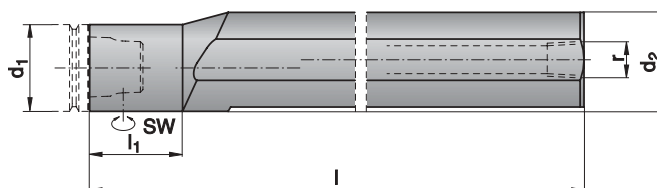
## Sujeción manual



### Mango cilíndrico concéntrico

| Tipo,<br>designación | Tamaño UTS [mm] |                |     |                |       |    |    | Juego de elementos de montaje |
|----------------------|-----------------|----------------|-----|----------------|-------|----|----|-------------------------------|
|                      | d <sub>1</sub>  | d <sub>2</sub> | l   | l <sub>1</sub> | r     | Nm | SW |                               |
| UT40-ZYL32200-ZRN    | 40              | 32             | 200 | 50             | G1/4" | 16 | 6  | 7896957                       |
| UT40-ZYL40250-ZRN    | 40              | 40             | 250 | 50             | G1/4" | 16 | 6  | 7896957                       |
| UT50-ZYL50300-ZRN    | 50              | 50             | 300 | 60             | G3/8" | 32 | 10 | 7898616                       |
| UT63-ZYL60350-ZRN    | 63              | 60             | 350 | 80             | G3/8" | 50 | 12 | 7899773                       |

Ejemplo de pedido: 10 unidades UT40-ZYL32200-ZRN



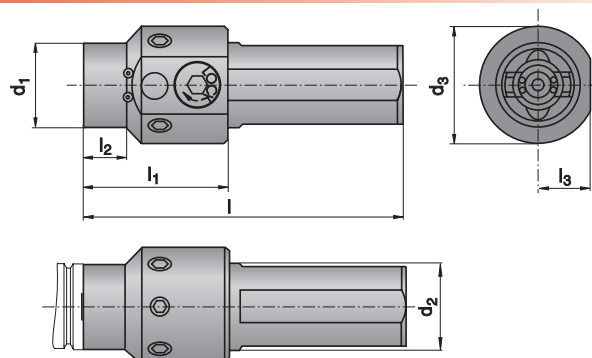
### Mango cilíndrico excéntrico

| Tipo,<br>designación | Tamaño UTS [mm] |                |     |                |       |    |    | Juego de elementos de montaje |
|----------------------|-----------------|----------------|-----|----------------|-------|----|----|-------------------------------|
|                      | d <sub>1</sub>  | d <sub>2</sub> | l   | l <sub>1</sub> | r     | Nm | SW |                               |
| UT40-ZYL50250-ERN    | 40              | 50             | 250 | 45             | G3/8" | 16 | 6  | 7896957                       |
| UT50-ZYL60350-ERN    | 50              | 60             | 350 | 52             | G3/8" | 32 | 10 | 7898616                       |
| UT63-ZYL80450-ERN    | 63              | 80             | 450 | 72             | G3/8" | 50 | 12 | 7899773                       |

Ejemplo de pedido: 10 unidades UT40-ZYL50250-ERN

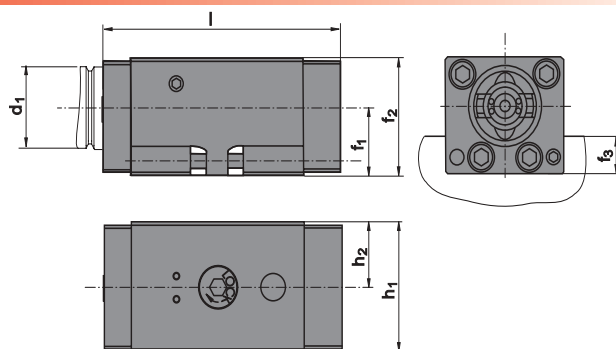
# Amarres base

## Sujeción rápida



### Mango cilíndrico concéntrico con collar

| Tipo,<br>designación | Tamaño<br>UTS | [mm]           |                |                |     |                |                |                |
|----------------------|---------------|----------------|----------------|----------------|-----|----------------|----------------|----------------|
|                      |               | d <sub>1</sub> | d <sub>2</sub> | d <sub>3</sub> | l   | l <sub>1</sub> | l <sub>2</sub> | l <sub>3</sub> |
| UT40-ZYL4070-ZSN     | 40            | 40             | 55             | 155            | 70  | 20             | 24,5           | 8              |
| UT40-ZYL5070-ZSN     | 40            | 50             | 63             | 155            | 70  | 20             | 24,5           | 8              |
| UT50-ZYL5080-ZSN     | 50            | 50             | 63             | 190            | 80  | 25             | 29             | 10             |
| UT63-ZYL6090-ZSN     | 63            | 60             | 90             | 230            | 90  | 30             | 38             | 10             |
| UT63-ZYL60160-ZSN    | 63            | 60             | 90             | 300            | 160 | 100            | 38             | 10             |

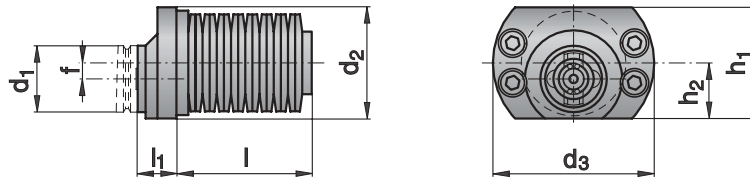


### Mango cuadrado excéntrico

| Tipo,<br>designación | Tamaño<br>UTS | [mm]           |    |                |                |                |                |                |
|----------------------|---------------|----------------|----|----------------|----------------|----------------|----------------|----------------|
|                      |               | d <sub>1</sub> | l  | h <sub>1</sub> | h <sub>2</sub> | f <sub>1</sub> | f <sub>2</sub> | f <sub>3</sub> |
| UT40-VS50110-ESR     | 40            | 110            | 50 | 25             | 33             | 57             | 25             | 8              |
| UT40-VS64130-ESR     | 40            | 130            | 64 | 32             | 33             | 57             | 32             | 8              |
| UT50-VS64120-ESR     | 50            | 120            | 64 | 32             | 40             | 70             | 32             | 10             |
| UT40-VS50110-ESL     | 40            | 110            | 50 | 25             | 33             | 57             | 25             | 8              |
| UT40-VS64130-ESL     | 40            | 130            | 64 | 32             | 33             | 57             | 32             | 8              |
| UT50-VS64120-ESL     | 50            | 120            | 64 | 32             | 40             | 70             | 32             | 10             |

Ejemplo de pedido: 10 unidades UT40-VS50110-ESR

# Amarres base con sujeción mediante muelles de disco



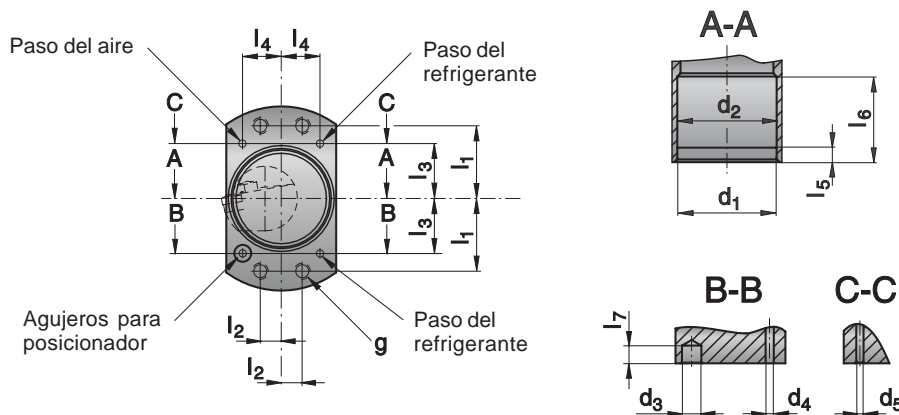
Para la sujeción automática o semi-automática

| Tipo,<br>designación | Tamaño<br>UTS [mm] |                |                |                |                |      |                |    | Alza | F (kN) |
|----------------------|--------------------|----------------|----------------|----------------|----------------|------|----------------|----|------|--------|
|                      | d <sub>1</sub>     | d <sub>2</sub> | d <sub>3</sub> | h <sub>1</sub> | h <sub>2</sub> | l    | l <sub>1</sub> | f  |      |        |
| UT40-EA6240-AFN      | 40                 | 62             | 114            | 68             | 34             | 53,0 | 40             | 10 | 6,5  | 18     |
| UT50-EA7850-AFN      | 50                 | 78             | 138            | 84             | 42             | 74,2 | 50             | 11 | 7,6  | 26     |

**Ejemplo de pedido:** 10 unidades UT40-VDI4040-WSR

El alza y la fuerza F son necesarios para aflojar las unidades de corte UTS.

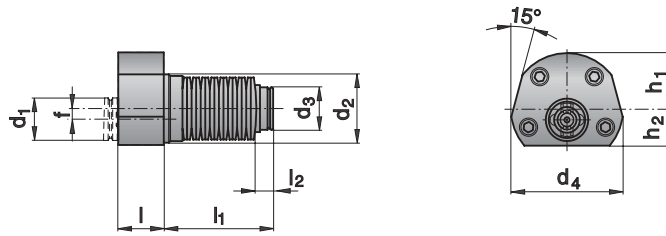
Para más informaciones y asistencia técnica, póngase en contacto con nosotros.



Dimensiones de montaje

| Tipo,<br>designación | [mm]           |                |                |                |                |                |                |                |                |                |                |                |     |
|----------------------|----------------|----------------|----------------|----------------|----------------|----------------|----------------|----------------|----------------|----------------|----------------|----------------|-----|
|                      | d <sub>1</sub> | d <sub>2</sub> | d <sub>3</sub> | d <sub>4</sub> | d <sub>5</sub> | l <sub>1</sub> | l <sub>2</sub> | l <sub>3</sub> | l <sub>4</sub> | l <sub>5</sub> | l <sub>6</sub> | l <sub>7</sub> | g   |
| UT40-EA6240-AFN      | 62             | 61,5           | 12             | 4,5            | 4,5            | 45             | 13             | 34             | 24             | 9              | 53             | 11             | M10 |
| UT50-EA7850-AFN      | 78             | 71,5           | 15             | 5,5            | 5,5            | 56             | 16             | 42             | 28             | 6              | 74             | 12             | M12 |

# Amarres base con sujeción mediante muelles de disco



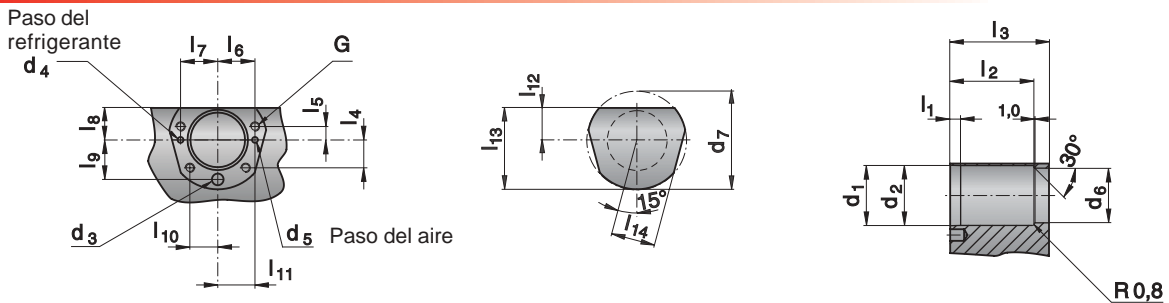
Para la sujeción automática o semi-automática

| Tipo,<br>designación | Tamaño<br>UTS [mm] |                |                |                |                |                |    |                |                |    | Alza | F (kN) |
|----------------------|--------------------|----------------|----------------|----------------|----------------|----------------|----|----------------|----------------|----|------|--------|
|                      | d <sub>1</sub>     | d <sub>2</sub> | d <sub>3</sub> | d <sub>4</sub> | h <sub>1</sub> | h <sub>2</sub> | l  | l <sub>1</sub> | l <sub>2</sub> | f  |      |        |
| UT40-EA6255-AFN      | 40                 | 62             | 55             | 100            | 60             | 24             | 55 | 89,7           | 15,0           | 10 | 6,5  | 12,5   |
| UT50-EA7270-AFN      | 50                 | 72             | 65             | 120            | 71             | 31             | 70 | 110,6          | 18,4           | 11 | 7,6  | 18,0   |
| UT63-EA8585-AFN      | 63                 | 85             | 75             | 140            | 82             | 35             | 85 | 145            | 27,5           | 12 | 9,0  | 27,0   |

**Ejemplo de pedido:** 10 unidades UT40-EA6255-AFN

El alza y la fuerza F son necesarios para aflojar las unidades de corte UTS.

Para más informaciones y asistencia técnica, póngase en contacto con nosotros.

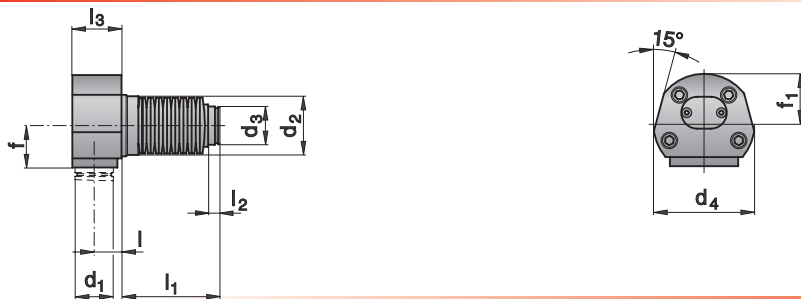


Dimensiones de montaje

| Tipo,<br>designación | [mm]           |                |                |                |                |                |                |                |                |                |                |
|----------------------|----------------|----------------|----------------|----------------|----------------|----------------|----------------|----------------|----------------|----------------|----------------|
|                      | d <sub>1</sub> | d <sub>2</sub> | d <sub>3</sub> | d <sub>4</sub> | d <sub>5</sub> | d <sub>6</sub> | d <sub>7</sub> | l <sub>1</sub> | l <sub>2</sub> | l <sub>3</sub> | l <sub>4</sub> |
| UT40-EA6255-AFN      | 62             | 61,5           | 10,1           | 7,7            | 7,7            | 55,1           | 100            | 10             | 78,5           | 95             | 30,0           |
| UT50-EA7270-AFN      | 72             | 71,5           | 12,1           | 8,0            | 8,0            | 65,1           | 120            | 10             | 97,0           | 115            | 34,0           |
| UT63-EA8585-AFN      | 85             | 84,5           | 16,1           | 9,5            | 9,5            | 75,1           | 140            | 12             | 124,5          | 145            | 35,4           |

| Tipo,<br>designación | [mm]           |                |                |                |                |                 |                 |                 |                 |                 | G      |
|----------------------|----------------|----------------|----------------|----------------|----------------|-----------------|-----------------|-----------------|-----------------|-----------------|--------|
|                      | l <sub>5</sub> | l <sub>6</sub> | l <sub>7</sub> | l <sub>8</sub> | l <sub>9</sub> | l <sub>10</sub> | l <sub>11</sub> | l <sub>12</sub> | l <sub>13</sub> | l <sub>14</sub> |        |
| UT40-EA6255-AFN      | 15,0           | 37,0           | 39,5           | 33             | 40             | 26,5            | 39,5            | 34              | 84              | 46              | M10x25 |
| UT50-EA7270-AFN      | 16,5           | 45,0           | 46,0           | 42             | 48             | 34,0            | 46,0            | 42              | 102             | 54              | M12x25 |
| UT63-EA8585-AFN      | 18,8           | 51,7           | 55,0           | 46             | 55             | 42,15           | 55,0            | 47              | 117             | 65              | M16x40 |

# Amarres base con sujeción mediante muelles de disco



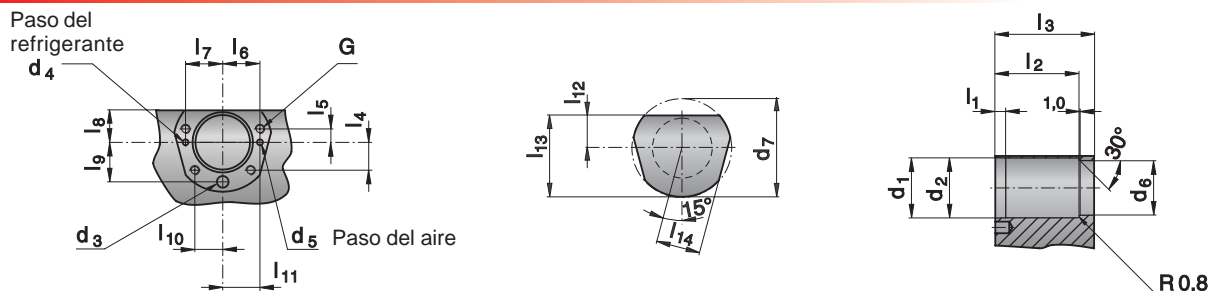
Para la sujeción automática o semi-automática

| Tipo,<br>designación | Tamaño<br>UTS [mm] |                |                |                |    |                |                |                |    |                |      | Alza | F (kN) |
|----------------------|--------------------|----------------|----------------|----------------|----|----------------|----------------|----------------|----|----------------|------|------|--------|
|                      | d <sub>1</sub>     | d <sub>2</sub> | d <sub>3</sub> | d <sub>4</sub> | l  | l <sub>1</sub> | l <sub>2</sub> | l <sub>3</sub> | f  | f <sub>1</sub> |      |      |        |
| UT40-EA6240-WFN      | 40                 | 62             | 55             | 100            | 28 | 93,8           | 19,1           | 52             | 40 | 50             | 10,7 | 12,5 |        |
| UT50-EA7250-WFN      | 50                 | 72             | 65             | 120            | 35 | 115,0          | 22,8           | 65             | 50 | 60             | 12,0 | 18,0 |        |
| UT63-EA8560-WFN      | 63                 | 85             | 75             | 140            | 42 | 150,0          | 33,8           | 80             | 60 | 70             | 14,0 | 27,0 |        |

**Ejemplo de pedido:** 10 unidades UT40-EA6240-WFN

El alza y la fuerza F son necesarios para aflojar las unidades de corte UTS.

Para más informaciones y asistencia técnica, póngase en contacto con nosotros.



## Dimensiones de montaje

| Tipo,<br>designación | [mm]           |                |                |                |                |                |                |                |                |                |                |
|----------------------|----------------|----------------|----------------|----------------|----------------|----------------|----------------|----------------|----------------|----------------|----------------|
|                      | d <sub>1</sub> | d <sub>2</sub> | d <sub>3</sub> | d <sub>4</sub> | d <sub>5</sub> | d <sub>6</sub> | d <sub>7</sub> | l <sub>1</sub> | l <sub>2</sub> | l <sub>3</sub> | l <sub>4</sub> |
| UT40-EA6240-WFN      | 62             | 61,5           | 10,1           | 7,7            | 7,7            | 55,1           | 100            | 10             | 78,5           | 95             | 30,0           |
| UT50-EA7250-WFN      | 72             | 71,5           | 12,1           | 8,0            | 8,0            | 65,1           | 120            | 10             | 97,0           | 115            | 34,0           |
| UT63-EA8560-WFN      | 85             | 84,5           | 16,1           | 9,5            | 9,5            | 75,1           | 140            | 12             | 124,5          | 145            | 35,4           |


| Tipo,<br>designación | [mm]           |                |                |                |                |                 |                 |                 |                 |                 |        |
|----------------------|----------------|----------------|----------------|----------------|----------------|-----------------|-----------------|-----------------|-----------------|-----------------|--------|
|                      | l <sub>5</sub> | l <sub>6</sub> | l <sub>7</sub> | l <sub>8</sub> | l <sub>9</sub> | l <sub>10</sub> | l <sub>11</sub> | l <sub>12</sub> | l <sub>13</sub> | l <sub>14</sub> | G      |
| UT40-EA6240-WFN      | 15,0           | 37,0           | 39,5           | 33             | 40             | 26,50           | 39,5            | 34              | 84              | 46              | M10x25 |
| UT50-EA7250-WFN      | 16,5           | 45,0           | 46,0           | 42             | 48             | 34,00           | 46,0            | 42              | 102             | 54              | M12x25 |
| UT63-EA8560-WFN      | 18,8           | 51,7           | 55,0           | 46             | 55             | 42,15           | 55,0            | 47              | 117             | 65              | M16x40 |

# Unidades motorizadas

Con las unidades motorizadas es posible realizar las operaciones de torneado, taladrado y fresado en tornos con una sola sujeción.

Gracias a la conexión para herramientas estandarizada **TIZIT MAXIFLEX UTS**, cada unidad motorizada puede ser utilizada para todos los tipos de mecanizado como por ejemplo taladrado, roscado y fresado.

En comparación con herramientas motorizadas convencionales, se precisan sólo pocas unidades que pueden ser empleadas de manera universal. Esto significa una **reducción importante de los tiempos de cambio de herramientas**, **mayor flexibilidad** en la producción y **bajos costes de inversión**.



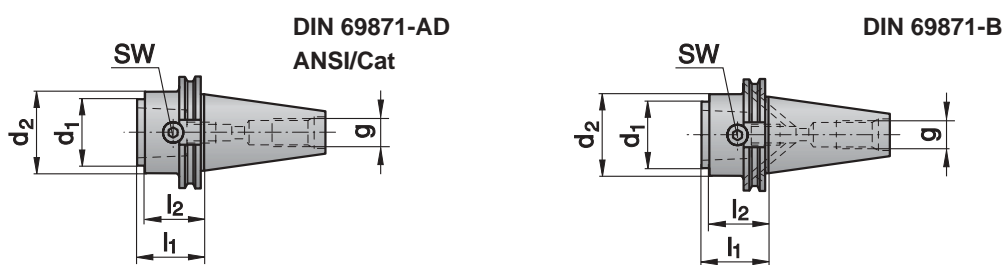
**PLANSEE TIZIT** suministra unidades motorizadas para la mayoría de los tornos.

Para poder confeccionar una oferta se requieren las siguientes informaciones:

- Marca y tipo de máquina
- Tipo y tamaño de la conexión (según DIN o especial)
- Tipo y tamaño del acoplamiento de accionamiento (según DIN o especial)
- Ejecución recta o acodada
- Ejecución a izquierdas o a derechas
- Diámetro máximo de volteo
- Longitud máxima de la herramienta
- Tamaño UTS
- Suministro del refrigerante

# Amarres base

## Sujeción manual



### Conos DIN 69871-AD + B

| Tipo,<br>designación    | Tamaño UTS [mm] |      |                |                |                |     |    |    | Juego de<br>elementos<br>de montaje |
|-------------------------|-----------------|------|----------------|----------------|----------------|-----|----|----|-------------------------------------|
|                         | d <sub>1</sub>  | SK   | d <sub>2</sub> | l <sub>1</sub> | l <sub>2</sub> | g   | SW | Nm |                                     |
| UT32-AD40-DIN 69871     | 32              | 40AD | 44,5           | 40             | 35             | M16 | 5  | 10 | 7898632                             |
| UT32-AD40-DIN 69871-90  | 32              | 40AD | 44,5           | 90             | 35             | M16 | 5  | 10 | 7898633                             |
| UT40-AD40-DIN 69871     | 40              | 40AD | 50,0           | 40             | —              | M16 | 6  | 16 | 7896935                             |
| UT40-AD40-DIN 69871-100 | 40              | 40AD | 44,5           | 100            | 35             | M16 | 6  | 16 | 7896957                             |
| UT50-AD40-DIN 69871     | 50              | 40AD | 50,0           | 60             | —              | M16 | 10 | 32 | 7898600                             |
| UT50-AD40-DIN 69871-120 | 50              | 40AD | 50,0           | 120            | —              | M16 | 10 | 32 | 7898616                             |
| UT32-AD50-DIN 69871     | 32              | 50AD | 70,0           | 40             | 35             | M24 | 5  | 10 | 7898632                             |
| UT32-AD50-DIN 69871-90  | 32              | 50AD | 70,0           | 90             | 35             | M24 | 5  | 10 | 7898633                             |
| UT40-AD50-DIN 69871     | 40              | 50AD | 70,0           | 40             | 35             | M24 | 6  | 16 | 7896935                             |
| UT40-AD50-DIN 69871-100 | 40              | 50AD | 70,0           | 100            | 35             | M24 | 6  | 16 | 7896957                             |
| UT50-AD50-DIN 69871     | 50              | 50AD | 70,0           | 60             | 35             | M24 | 10 | 32 | 7898600                             |
| UT50-AD50-DIN 69871-120 | 50              | 50AD | 70,0           | 120            | 35             | M24 | 10 | 32 | 7898616                             |
| UT63-AD50-DIN 69871     | 63              | 50AD | 70,0           | 60             | 35             | M24 | 12 | 50 | 7899750                             |
| UT63-AD50-DIN 69871-140 | 63              | 50AD | 70,0           | 140            | 35             | M24 | 12 | 50 | 7899773                             |
| UT32-B40-DIN 69871      | 32              | 40B  | 44,5           | 40             | 35             | M16 | 5  | 10 | 7898632                             |
| UT40-B40-DIN 69871      | 40              | 40B  | 44,5           | 40             | 35             | M16 | 6  | 16 | 7896935                             |
| UT40-B50-DIN 69871      | 40              | 50B  | 70,0           | 40             | 35             | M24 | 6  | 16 | 7896935                             |
| UT50-B50-DIN 69871      | 50              | 50B  | 70,0           | 60             | 35             | M24 | 10 | 32 | 7898600                             |
| UT63-B50-DIN 69871      | 63              | 50B  | 70,0           | 60             | 35             | M24 | 12 | 50 | 7899750                             |

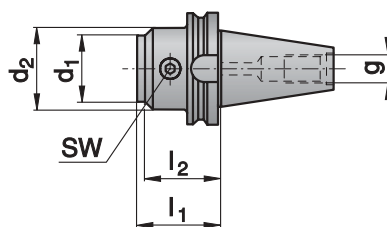
**Ejemplo de pedido:** 10 unidades UT32-AD40-DIN 69871

Para tirantes, véase el catálogo TIZIT "Herramientas y plaquitas para el fresado".



# Amarres base

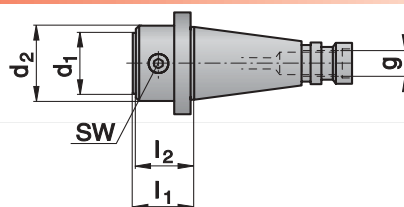
## Sujeción manual



### Conos MAS 403-BT

| Tipo,<br>designación  | Tamaño UTS [mm] |    |                |                |                |     |    |    | Juego de<br>elementos<br>de montaje |
|-----------------------|-----------------|----|----------------|----------------|----------------|-----|----|----|-------------------------------------|
|                       | d <sub>1</sub>  | SK | d <sub>2</sub> | l <sub>1</sub> | l <sub>2</sub> | g   | SW | Nm |                                     |
| UT32-BT40-MAS 403     | 32              | 40 | 40             | 40             | 37             | M16 | 5  | 10 | 7898632                             |
| UT32-BT40-MAS 403-90  | 32              | 40 | 40             | 90             | 37             | M16 | 5  | 10 | 7898633                             |
| UT40-BT40-MAS 403     | 40              | 40 | 48             | 40             | 36             | M16 | 6  | 16 | 7896935                             |
| UT40-BT40-MAS 403-100 | 40              | 40 | 48             | 100            | 36             | M16 | 6  | 16 | 7896957                             |
| UT50-BT40-MAS 403     | 50              | 40 | 63             | 60             | 56             | M16 | 10 | 32 | 7898600                             |
| UT50-BT40-MAS 403-120 | 50              | 40 | 63             | 120            | 56             | M16 | 10 | 32 | 7898616                             |
| UT32-BT50-MAS 403     | 32              | 50 | 32             | 40             | —              | M24 | 5  | 10 | 7898632                             |
| UT32-BT50-MAS 403-90  | 32              | 50 | 32             | 90             | —              | M24 | 5  | 10 | 7898633                             |
| UT40-BT50-MAS 403     | 40              | 50 | 48             | 60             | 56             | M24 | 6  | 16 | 7896935                             |
| UT40-BT50-MAS 403-100 | 40              | 50 | 48             | 100            | 56             | M24 | 6  | 16 | 7896957                             |
| UT50-BT50-MAS 403     | 50              | 50 | 63             | 60             | 56             | M24 | 10 | 32 | 7898600                             |
| UT50-BT50-MAS 403-120 | 50              | 50 | 63             | 120            | 56             | M24 | 10 | 32 | 7898616                             |
| UT63-BT50-MAS 403     | 63              | 50 | 70             | 60             | 55             | M24 | 12 | 50 | 7899750                             |
| UT63-BT50-MAS 403-140 | 63              | 50 | 70             | 140            | 55             | M24 | 12 | 50 | 7899773                             |

Para tirantes, véase el catálogo TIZIT "Herramientas y plaquitas para el fresado".





### Conos DIN 2080

| Tipo,<br>designación | Tamaño UTS [mm] |    |                |                |                |     |    |    | Juego de<br>elementos<br>de montaje |
|----------------------|-----------------|----|----------------|----------------|----------------|-----|----|----|-------------------------------------|
|                      | d <sub>1</sub>  | SK | d <sub>2</sub> | l <sub>1</sub> | l <sub>2</sub> | g   | SW | Nm |                                     |
| UT32-SK40-DIN2080    | 32              | 40 | 40             | 40             | 37             | M16 | 5  | 10 | 7898632                             |
| UT40-SK40-DIN2080    | 40              | 40 | 48             | 40             | 36             | M16 | 6  | 16 | 7896935                             |
| UT50-SK40-DIN2080    | 50              | 40 | 50             | 60             | —              | M16 | 10 | 32 | 7898600                             |
| UT32-SK50-DIN2080    | 32              | 50 | 40             | 40             | 37             | M24 | 5  | 10 | 7898632                             |
| UT40-SK50-DIN2080    | 40              | 50 | 48             | 40             | 36             | M24 | 6  | 16 | 7896935                             |
| UT50-SK50-DIN2080    | 50              | 50 | 63             | 60             | 56             | M24 | 10 | 32 | 7898600                             |
| UT63-SK50-DIN2080    | 63              | 50 | 70             | 60             | 55             | M24 | 12 | 50 | 7899750                             |

# Equipamientos para máquinas y herramientas especiales

La competencia de **PLANSEE TIZIT** abarca todas las etapas de la creación de valores, desde la la concepción y la ingeniería hasta los conocimientos en cuanto a materiales de corte, procesos así como a sus aplicaciones.



Por ello, **PLANSEE TIZIT** es un socio apreciado para muchos sectores industriales. El programa de entrega comprende además de las herramientas estandarizadas también conceptos de mecanizado completos y adaptados a las necesidades de los clientes así como equipamientos para máquinas.



Estas soluciones **reducen los costes e incrementan la productividad.**

# Datos técnicos

## Dimensiones principales estandarizadas

Para garantizar una **máxima seguridad de uso**, todas las unidades de corte UTS estándar tienen **dimensiones principales estandarizadas** de ser posible:

|                                  | UT40 | UT50 | UT63 |
|----------------------------------|------|------|------|
| <b>Diámetro d1</b>               | 40   | 50   | 63   |
| <b>Longitud estándar l1 [mm]</b> | 40   | 50   | 60   |
| <b>Dimensión estándar f [mm]</b> | 27   | 35   | 43   |

## Pares de apriete

para los tornillos de sujeción en los amarres base UTS y los adaptadores con sujeción manual:

|   | UT40 | UT50 | UT63 |
|---|------|------|------|
| <b>Par de apriete [Nm]</b><br>(sujeción rápida, tope fijo - no se requiere ninguna llave dinamométrica) | 16   | 32   | 50   |

## Carga de corte máxima

en las unidades de corte UTS estándar para exteriores:

|   | UT40  | UT50  | UT63  |
|---|-------|-------|-------|
| <b>Fuerza de corte principal [N]</b>  | 12000 | 22000 | 34000 |
| <b>Sección de viruta [mm<sup>2</sup>] sobre el material Ck45 con 650 N/mm<sup>2</sup></b> | 6     | 10    | 17    |
| <b>Rendimiento de corte máx. [kW]</b>   | 44    | 80    | 125   |

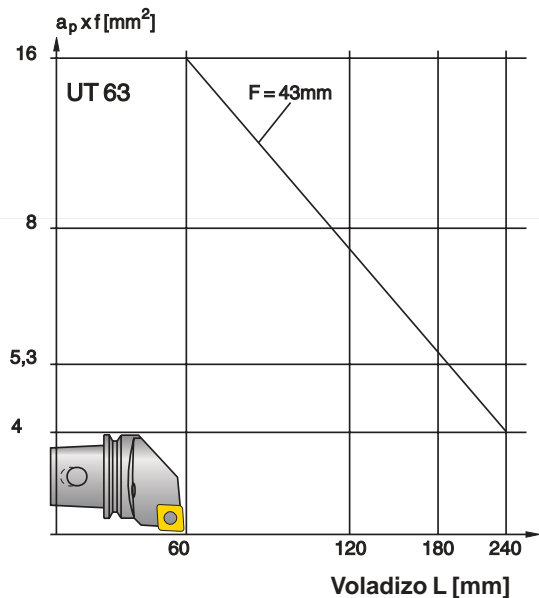
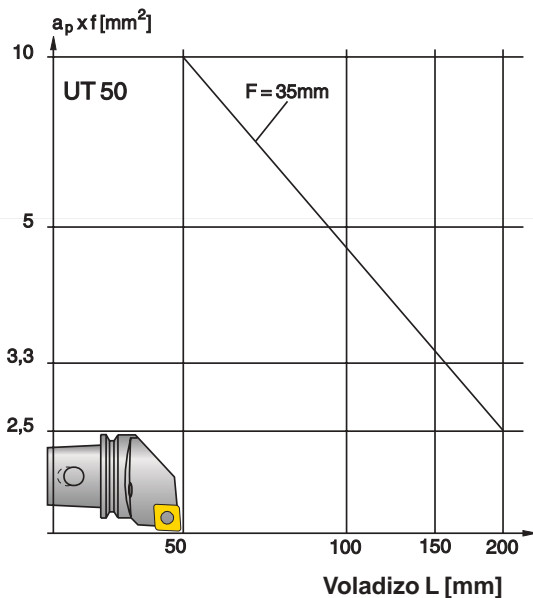
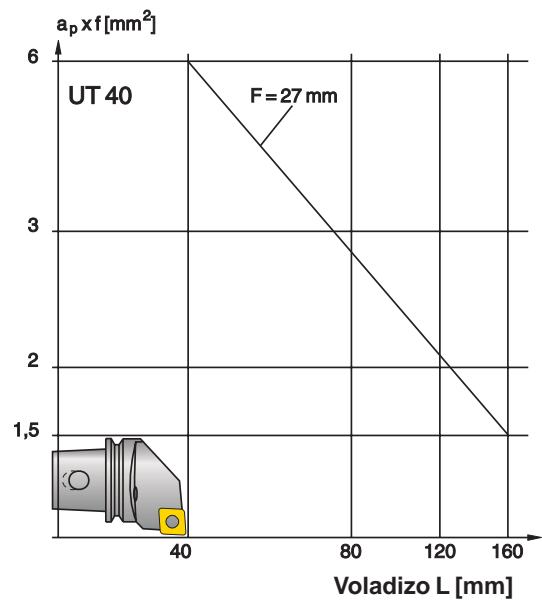
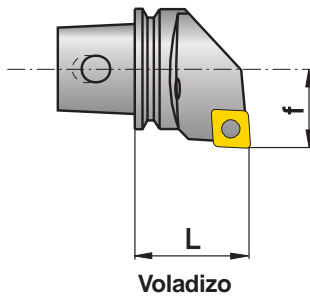
## Precisión

Los acoplamientos UTS aseguran el reposicionamiento si se trata de cambiar entre tolerancias muy estrechas:

|                           |          |          | Altura del centro |
|---------------------------|----------|----------|-------------------|
| <b>Repetibilidad [mm]</b> | +/-0,002 | +/-0,002 | +/-0,1            |

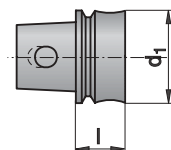
# Datos técnicos

Secciones de virutas máximas dependiendo del voladizo en el mandrinado sobre el material Ck45 con una resistencia a la tracción de 650 Nmm<sup>2</sup>



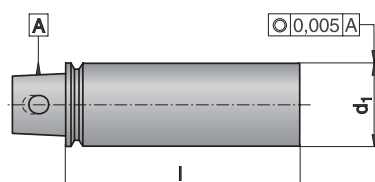
# Accesorios

## Tapón de plástico




| Tipo, designación | Tamaño UTS     |    |
|-------------------|----------------|----|
|                   | d <sub>1</sub> | l  |
| UT40-AD-VK        | 40             | 10 |
| UT50-AD-VK        | 50             | 12 |
| UT63-AD-VK        | 63             | 15 |

## Mandrino de alineamiento



| Tipo, designación | Tamaño UTS     |     |
|-------------------|----------------|-----|
|                   | d <sub>1</sub> | l   |
| UT32-AD-AD        | 32             | 70  |
| UT40-AD-AD        | 40             | 80  |
| UT50-AD-AD        | 50             | 100 |
| UT63-AD-AD        | 63             | 120 |

## Limpiaconos



| Tipo, designación | Tamaño UTS d <sub>1</sub> |
|-------------------|---------------------------|
| UT32-AD-WI        | 32                        |
| UT40-AD-WI        | 40                        |
| UT50-AD-WI        | 50                        |
| UT63-AD-WI        | 63                        |

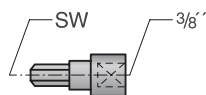
## Llave dinamométrica



| Tipo, designación | Tamaño UTS d <sub>1</sub> |
|-------------------|---------------------------|
| 7896706           | 32/40                     |
| 7896707           | 40/50/63                  |

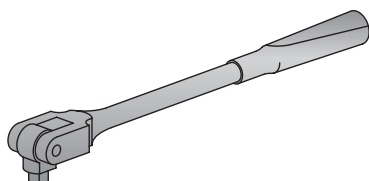
# Accesorios

## Llave de vaso para llave dinamométrica



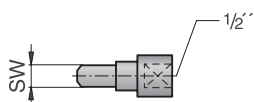
| Tipo, designación | Tamaño UTS<br>d <sub>1</sub> | SW |
|-------------------|------------------------------|----|
| 7896708           | 32                           | 5  |
| 7896709           | 40                           | 6  |
| 7896710           | 50                           | 10 |
| 7896711           | 63                           | 12 |

## Llave de sujeción para la sujeción rápida



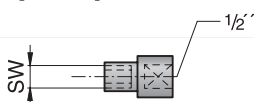
| Tipo, designación | Tamaño UTS<br>d <sub>1</sub> |
|-------------------|------------------------------|
| 7896961           | 40/50/63                     |

## Llave de vaso para la sujeción rápida



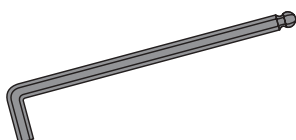
| Tipo, designación | Tamaño UTS<br>d <sub>1</sub> | SW |
|-------------------|------------------------------|----|
| 7896962           | 40                           | 8  |
| 7896963           | 50/63                        | 10 |

## Llave de vaso para portas Multifix



| Tipo, designación | SW |
|-------------------|----|
| 7896980           | 13 |
| 7896981           | 17 |

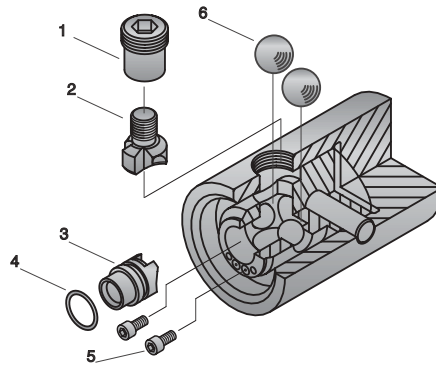
## Llave acodada para la sujeción rápida



| Tipo, designación | SW | I   |
|-------------------|----|-----|
| 7896964           | 6  | 180 |
| 7896965           | 8  | 200 |
| 7896966           | 10 | 220 |
| 7896967           | 12 | 250 |

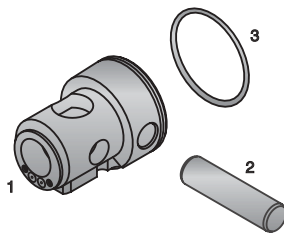
# Elementos de montaje

## Sujeción manual

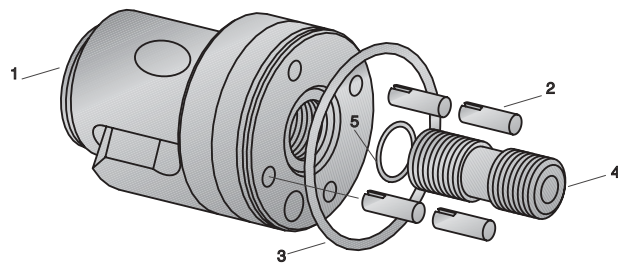


Juego de elementos de montaje: (Pida por favor sólo juegos de elementos de montaje)

| Pos. | Designación                   | UT40 corto | UT50 corto | UT63 corto | UT40 largo | UT50 largo | UT63 largo |
|------|-------------------------------|------------|------------|------------|------------|------------|------------|
| 1    | Juego de elementos de montaje | 7896957    | 7898616    | 7899773    | 7896935    | 7898600    | 7899750    |



Cartucho con pasador



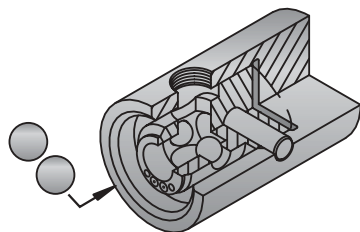
Cartucho con tornillo

| Pos. | Designación                       | Unidad(es) | UT40    | UT50    | UT63    |
|------|-----------------------------------|------------|---------|---------|---------|
| 1    | Cartucho para pasador             | 1          | 7896936 | 7898609 | 7899759 |
| 2    | Pasador cilíndrico                | 1          | 7896938 | 7898604 | 7899754 |
| 3    | Junta O para cartucho             | 1          | 7896947 | 7898602 | 7899752 |
| 1    | Cartucho para tornillo            | 1          | 7896953 | 7898615 | 7899765 |
| 2    | Pasador estriado                  | 4          | 7896952 | 7898614 | 7899764 |
| 3    | Junta O para cartucho             | 1          | 7896951 | 7898613 | 7899763 |
| 4    | Tornillo diferencial              | 1          | 7896950 | 7898612 | 7899762 |
| 5    | Junta O para tornillo diferencial | 1          | 7896954 | 7898611 | 7899761 |

# Instrucciones de montaje

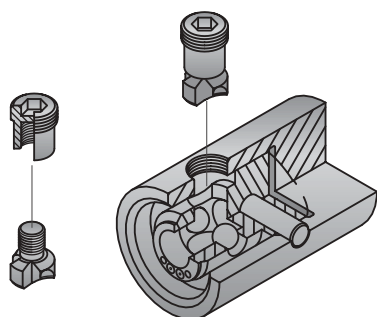
## Sujeción manual

### Montaje del juego de los elementos de montaje



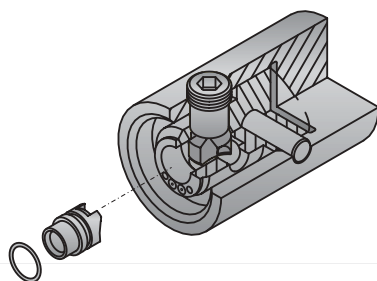
1. Lubrifique las bolas de sujeción (Gleitmo 805k) y colóquelas en el cartucho.

2. Conecte atornillando el tornillo de sujeción y la barra de sujeción (sujeción previa ligera).

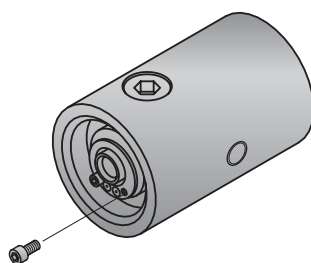


3. Enróquelos en el amarre base UTS hasta que la barra de sujeción se sitúe aproximadamente 3 mm en el agujero de la pieza de empuje (guía para pieza de empuje hacia adelante).

4. Monte la junta O en la pieza de empuje.



5. Empuje la pieza de empuje en el cartucho para que encaje con la barra de sujeción (teniendo en cuenta la orientación).



6. Chequee las funciones.


7. Asegure la pieza de presión con dos tornillos cilíndricos.

Desmonte en orden invertido.





# Piezas de repuesto y accesorios

Para mandrinos portapinzas DIN 1835-B (Weldon)




| Ø de sujeción | Tornillo de sujeción           |
|---------------|--------------------------------|
| Ø 6 mm        | <b>62 950 006</b> (M6 x 10)    |
| Ø 8 mm        | <b>62 950 008</b> (M8 x 10)    |
| Ø 10 mm       | <b>62 950 010</b> (M10 x 12)   |
| Ø 12 mm       | <b>62 950 012</b> (M12 x 16)   |
| Ø 16 mm       | <b>62 950 016</b> (M14 x 16)   |
| Ø 20 mm       | <b>62 950 020</b> (M16 x 16)   |
| Ø 25 mm       | <b>62 950 025</b> (M18x2 x 20) |
| Ø 32 mm       | <b>62 950 032</b> (M20x2 x 20) |
| Ø 40 mm       | <b>62 950 032</b> (M20x2 x 20) |

Para mandrinos portapinzas DIN 1838-E (Whistle Notch)

| Ø de sujeción | Tornillo de sujeción             | Tornillo de ajuste        |
|---------------|----------------------------------|---------------------------|
| Ø 6 mm        | <b>62 950 006</b> (M6 x 10)      | <b>7896969</b> (M5 x 16)  |
| Ø 8 mm        | <b>62 950 008</b> (M8 x 10)      | <b>7896970</b> (M6 x 20)  |
| Ø 10 mm       | <b>62 950 010</b> (M10 x 12)     | <b>7896970</b> (M6 x 20)  |
| Ø 12 mm       | <b>62 950 012</b> (M12 x 16)     | <b>7896971</b> (M10 x 20) |
| Ø 14 mm       | <b>62 950 012</b> (M12 x 16)     | <b>7896971</b> (M10 x 20) |
| Ø 16 mm       | <b>62 950 016</b> (M14 x 16)     | <b>7896971</b> (M10 x 20) |
| Ø 18 mm       | <b>62 950 016</b> (M14 x 16)     | <b>7896971</b> (M10 x 20) |
| Ø 20 mm       | <b>62 950 020</b> (M16 x 16)     | <b>7896971</b> (M10 x 20) |
| Ø 25 mm       | <b>62 950 025</b> (M18 x 2 x 20) | <b>7896972</b> (M12 x 20) |
| Ø 32 mm       | <b>62 950 032</b> (M20 x 2 x 20) | <b>7896972</b> (M12 x 20) |


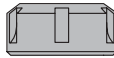


Para portafresas con chaveta frontal




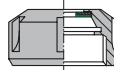


| Ø de sujeción | Tornillo de apriete para fresas      |
|---------------|--------------------------------------|
| Ø 16 mm       | <b>7818123</b> (DIN 912-M8x25-12.9)  |
| Ø 22 mm       | <b>7818124</b> (DIN 912-M10x25-12.9) |
| Ø 27 mm       | <b>7818125</b> (DIN 912-M12x30-12.9) |
| Ø 32 mm       | <b>7818126</b> (DIN 912-M16x35-12.9) |

# Piezas de repuesto y accesorios

Para mandrinos portapinzas, forma E

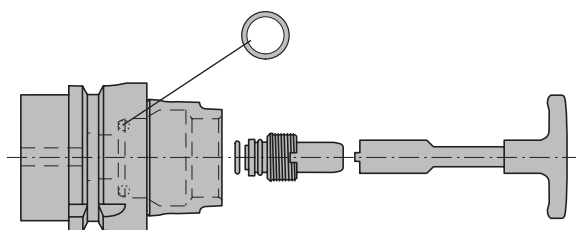
|  Tamaño de las pinzas |  Tuerca de apriete |  Llave de sujeción |  Tornillo de ajuste |
|--|---|--|--|
| 426E (ER16)  | <b>SM-ER16</b> (M22x1,5)  | <b>SS-ER16</b>   | —  |
| 430E (ER25)  | <b>SM-ER25</b> (M32x1,5)  | <b>SS-ER25</b>   | <b>VS-ER25</b> (M10x50)  |
| 470E (ER32)  | <b>SM-ER32</b> (M40x1,5)  | <b>SS-ER32</b>   | <b>VS-ER25</b> (M10x50)  |
| 472E (ER40)  | <b>SM-ER40</b> (M50x1,5)  | <b>SS-ER40</b>   | <b>VS-ER40</b> (M12x50)  |

Para mandrinos portapinzas, forma ER-D con disco de obturación

|  Tamaño de las pinzas |  Tuerca de apriete con disco de obturación |  Llave de sujeción |  Tornillo de ajuste |
|---|--|---|---|
| 426E (ER16)   | <b>SM-ER16D</b> (M22x1,5)  | <b>SS-ER16</b>  | —   |
| 430E (ER25)   | <b>SM-ER25D</b> (M32x1,5)  | <b>SS-ER25</b>  | <b>VS-ER25</b> (M10x50)   |
| 470E (ER32)   | <b>SM-ER32D</b> (M40x1,5)  | <b>SS-ER32</b>  | <b>VS-ER25</b> (M10x50)   |
| 472E (ER40)   | <b>SM-ER40D</b> (M50x1,5)  | <b>SS-ER40</b>  | <b>VS-ER40</b> (M12x50)   |

Para adaptadores HSK..A-UTS

|  Juego de tubos para Ø HSK |  Juego de tubos |  Llave de sujeción |  Junta O |
|---|--|---|---|
| 63  | <b>KMS-HSK63</b>   | <b>SS-KMS-HSK63</b>   | <b>OR29,82x2,62</b>   |
| 100   | <b>KMS-HSK100</b>  | <b>SS-KMS-HSK100</b>  | <b>OR47,6x3,53</b>  |





**Parent company**

PLANSEE TIZIT Aktiengesellschaft  
A-6600 Reutte/Tirol  
Tel.: +43 (5672) 600-0  
Fax: +43 (5672) 600-502 *Cutting Tools*  
+43 (5672) 600-503 *Wear Parts*  
E-Mail: tool.at@plansee.at  
E-Mail: wear.at@plansee.at  
<http://www.plansee.com>

**Austria**

PLANSEE TIZIT Aktiengesellschaft  
A-6600 Reutte/Tirol  
Tel.: +43 (5672) 600-0  
Fax: +43 (5672) 600-505  
E-Mail: zerspanung.at@plansee.at  
= *Sales Cutting Tools*

**Bulgaria**

INSTRUMENT AG  
Boulevard Stoletov 157  
BG-5301 Gabrovo  
Tel.: +359 (66) 438-11  
Fax: +359 (66) 437-42  
E-Mail: instrument@eda.bg  
= *Sales Cutting Tools*

**Germany**

PLANSEE TIZIT GmbH  
Schützenstraße 29  
D-72574 Bad Urach  
Tel.: +49 (7125) 1501-0  
Fax: +49 (7125) 8594  
E-Mail: tool.de@plansee.de  
= *Sales Cutting Tools*

**France**

Société PLANSEE TIZIT S.A.R.L.  
20, Rue Lavoisier  
F-95300 Pontoise  
Tel.: +33 (1) 3433-3180  
Fax: +33 (1) 3030-9339  
E-Mail: tool.f@plansee.at  
= *Sales Cutting Tools*

**Great Britain**

PLANSEE TIZIT (UK) Ltd.  
Cliff Lane  
Grappenhall  
Warrington WA4 3JX  
Tel.: +44 (1925) 261-161  
Fax: +44 (1925) 267-933  
E-Mail: tool.uk@plansee.at  
= *Sales Cutting Tools*

**China**

PLANSEE TIZIT Hong Kong Ltd.  
Room 1201-1202  
Hollywood Centre  
233 Hollywood Rd., Sheung Wan  
Hong Kong  
Tel.: (+852) 2542-1838  
Fax: (+852) 2854-3777  
E-Mail: tool.hk@plansee-hk.com  
= *Sales Cutting Tools*

**India**

Siel TIZIT Limited  
58, Motilal Gupta Road  
Barisha  
IN-700 008 Calcutta  
Tel.: +91 (33) 447-5435  
Fax: +91 (33) 447-6472  
Telex: 021 8142 ihm in  
E-Mail: positiz@cal.vsnl.net.in  
= *Sales Cutting Tools*

**Italy**

TIZIT S.p.A  
Piazza F. Martelli, 7  
I-20162 Milano  
Tel.: +39 (02) 6441-111  
Fax: +39 (02) 6611-6040  
E-Mail: tool.i@plansee.at  
= *Sales Cutting Tools*

**Spain**

PLANSEE TIZIT  
Via de las Dos Castillas, 9c  
Portal 2, Bajo B  
E-28224 Pozuelo (Madrid)  
Tel.: +34 (91) 351-0609  
Fax: +34 (91) 351-2813  
E-Mail: tool.e@plansee.at  
= *Sales Cutting Tools*

**USA**

SCHWARZKOPF  
TECHNOLOGIES Corporation  
115 Constitution Boulevard  
Franklin, MA 02038  
Tel.: +1 (508) 553-3800  
Fax: +1 (508) 553-3823  
E-Mail: tool.usa@stc-ma.com  
= *Sales Cutting Tools*



# PLANSEE TIZIT

# 166 / 1