

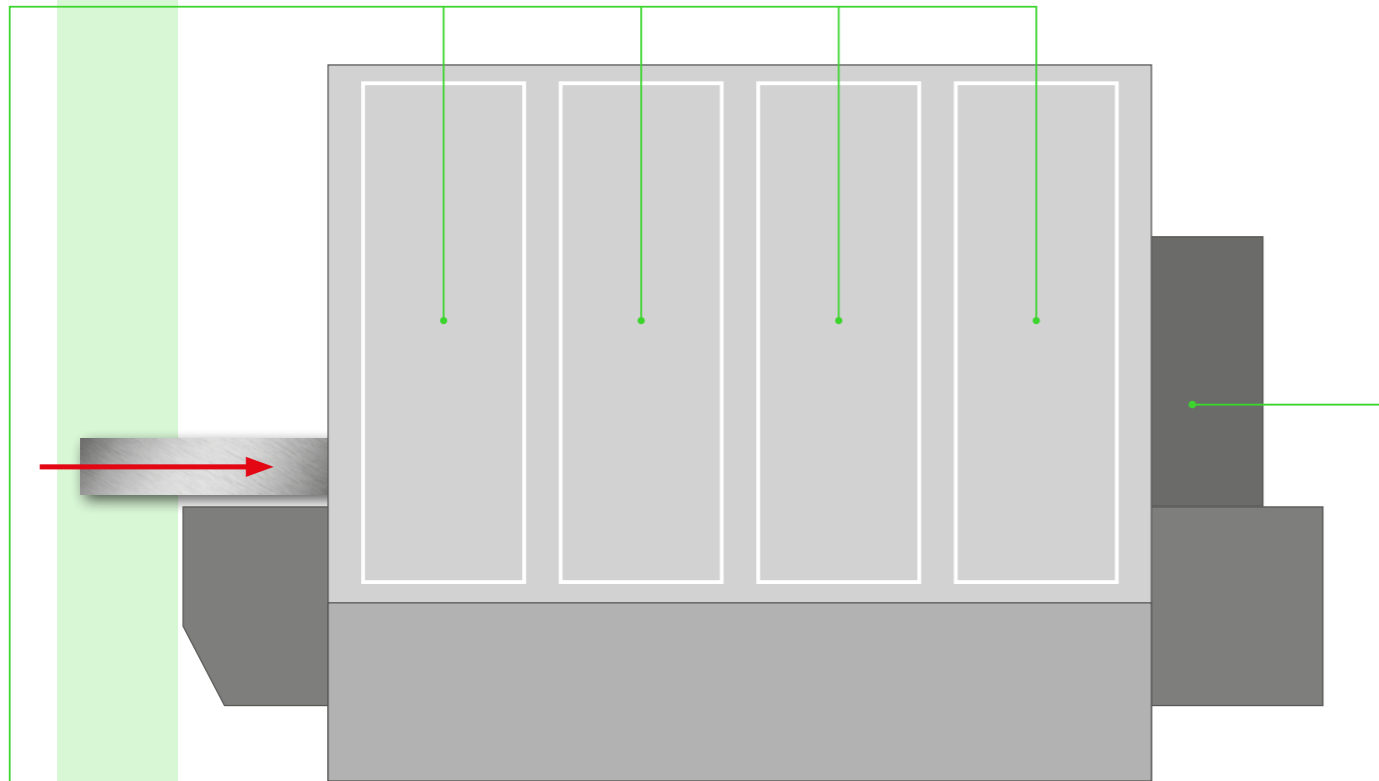


Giant Line

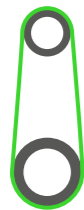
M1350-1650

With this you can do everything!






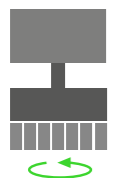
CONFIGURATION FROM 2 TO 4 UNITS



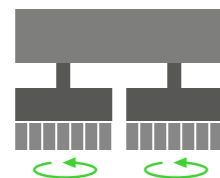
Gruppo operatore Rullo
Working unit roller
Unidad de trabajo de rodillo



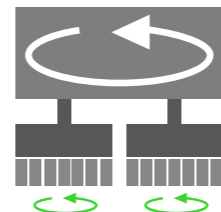
Gruppo spazzola
Brushing unit
Cepillo limpiador



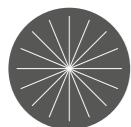
Gruppo spazzole tangenziali 1x
Tangential brushes unit 1x
Cepillos de disco 1x



Gruppo spazzole tangenziali 2x
Tangential brushes unit 2x
Cepillos de disco 2x



Sistema planetario
Planetary system
Sistema planetario



Gruppo spazzola Ø200
Brushing unit Ø200
Cepillo limpiador Ø200



Gruppo spazzola Ø150
Brushing unit Ø150
Cepillo limpiador Ø150



Turbo-soffiatori
Turbo rotating blowers
Sopladores rotativo

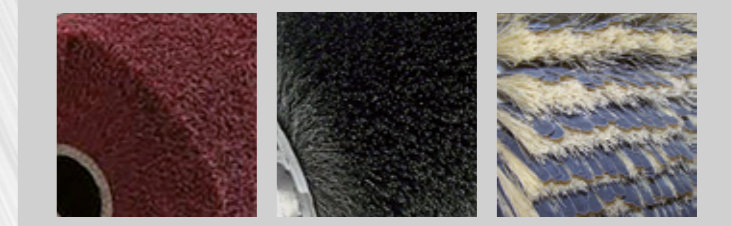


Soffiatore compatto
Compact blower
Soplador compacto

Gruppo operatore Rullo
Working unit roller
Unidad de trabajo de rodillo

Ø250 Ø330

Grit-set elettronico
Electronic grit-set
Grit-set electrónico



Gruppo spazzola longitudinale
Longitudinal brush unit
Unidad de cepillo longitudinal

Ø250 Ø350

REVOLUTION BRUSH



Gruppo spazzole tangenziali / sistema planetario
Tangential brushes unit / planetary system
Unidad de cepillos tangencial / sistema planetario



Spazzole tangenziali con cambio rapido
Tangential brushes with quick change device
Cepillos tangenciales con dispositivo de cambio rápido

PLASMA BRUSH

Heavy duty machine


Giant Line M1350-1650



**Flexibility of configuration,
the choice is yours!**



Spazzola pulizia pezzi
Brush for panels cleaning
Cepillo de limpieza piezas




Doppia spazzola uscita
Double external brush unit
Doble unidad de cepillo en la salida

Spazzola pulizia tappeto
Brush for feed belt cleaning
Cepillo de limpieza transportador



Rettificatore spazzola integrato
Integrated brush rectifier
Rectificador de cepillo integrado

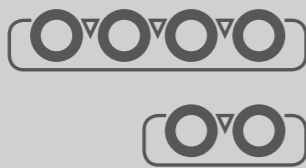


Depressore interno
(taratura variabile, inverter)
Internal vacuum fan
(setting variable, inverter)
Ventilador de aspiración del vacío interno
(ajuste variable, inverter)

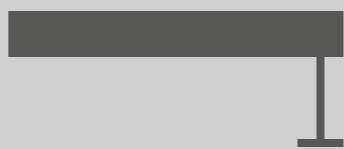
Pista magnetica
Magnetic band
Banda magnética



Rulliere di estensione
Rollers table extension
Extensión de mesa, rodillos



Tavolo di estensione
Extension table
Tabla de extension




Soffiatore compatto
Compact belts blower
Sopladores compacto



Luci controllo qualità
Quality control special lights
Luces especiales control de calidad



Turbo-soffiatori
Turbo rotating blowers
Sopladores rotativo



Macchina versione sinistra e destra
Machine version left and right
Máquina en versión izquierda y derecha



Quadro di controllo pensile
Pendulum electronic control unit
Unidad de control electrónico en el brazo giratorio



Posizionatore automatico
Automatic positioner
Posicionador automático



Personalizzazione macchina con controllo remoto, visualizzazione statistiche ed assistenza virtuale
Custom machine with remote control, statistics display and virtual assistance
Máquina personalizada con control remoto, visualización de estadísticas y asistencia virtual

INDUSTRY 4.0 READY

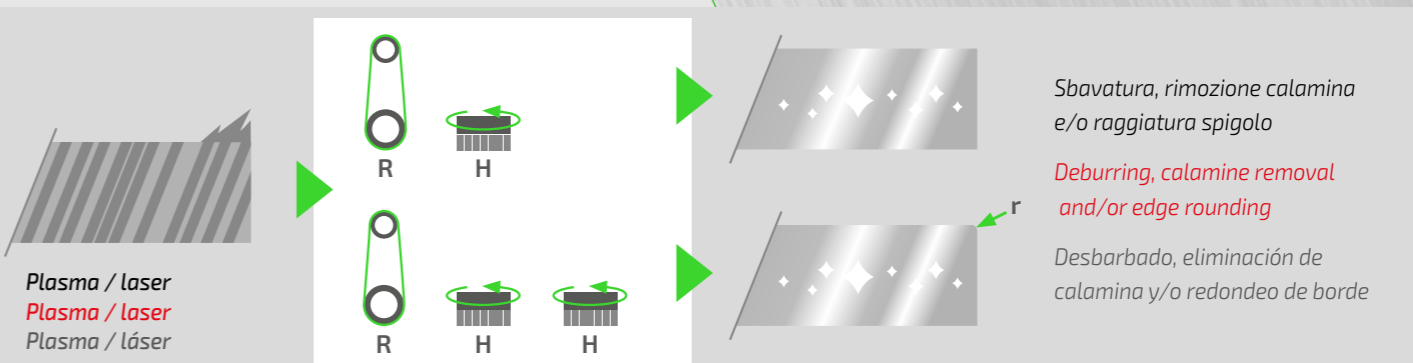
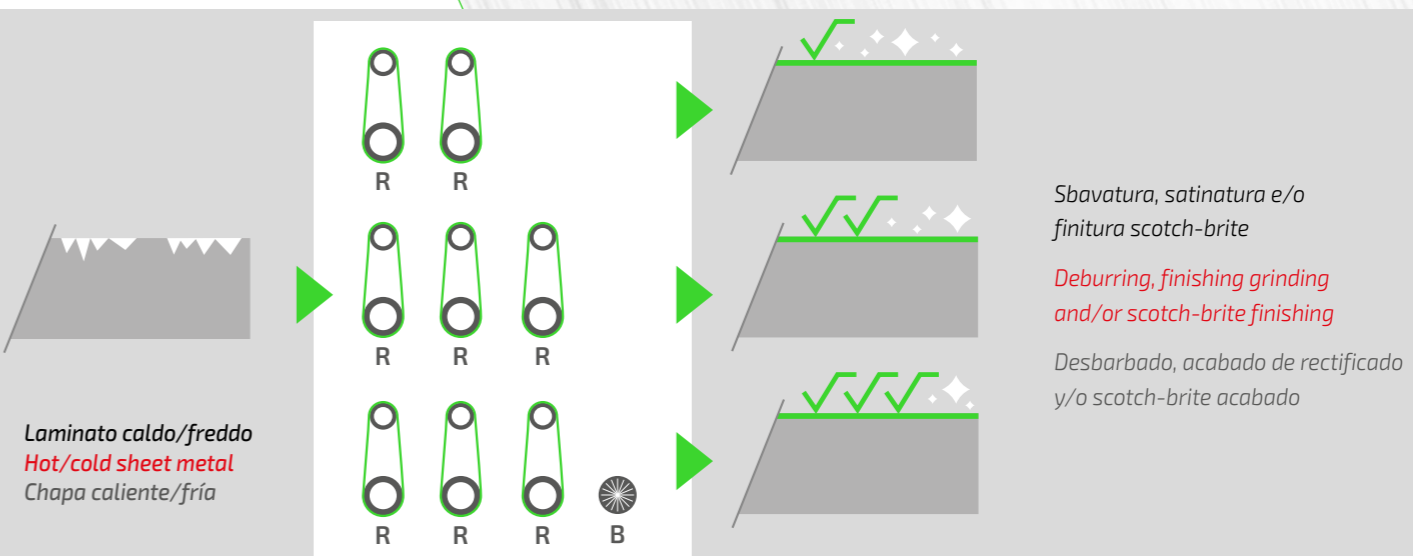
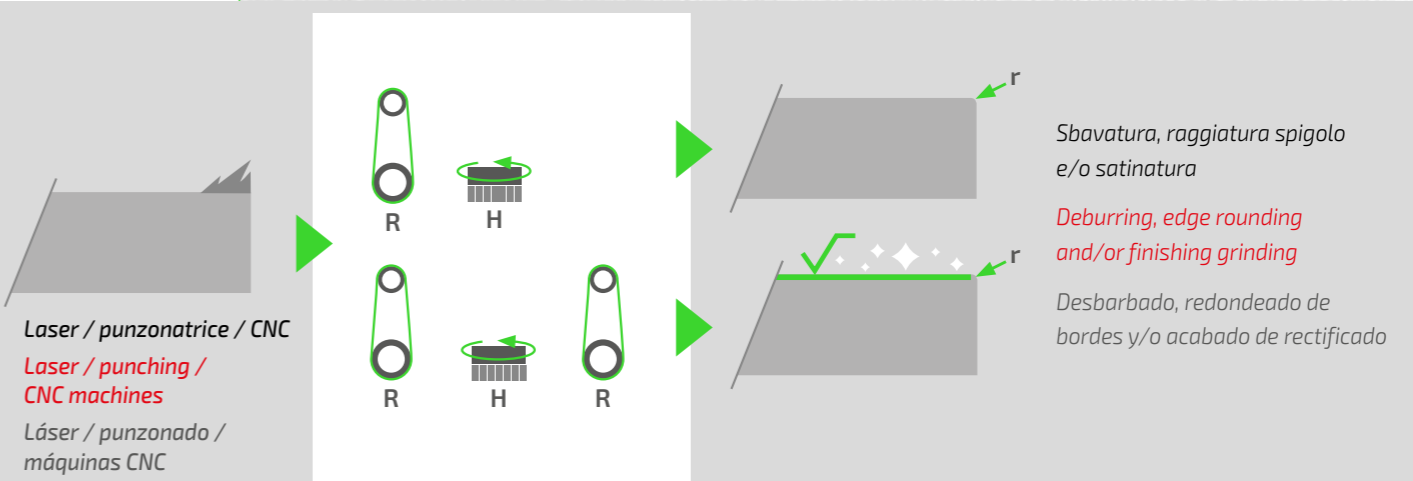
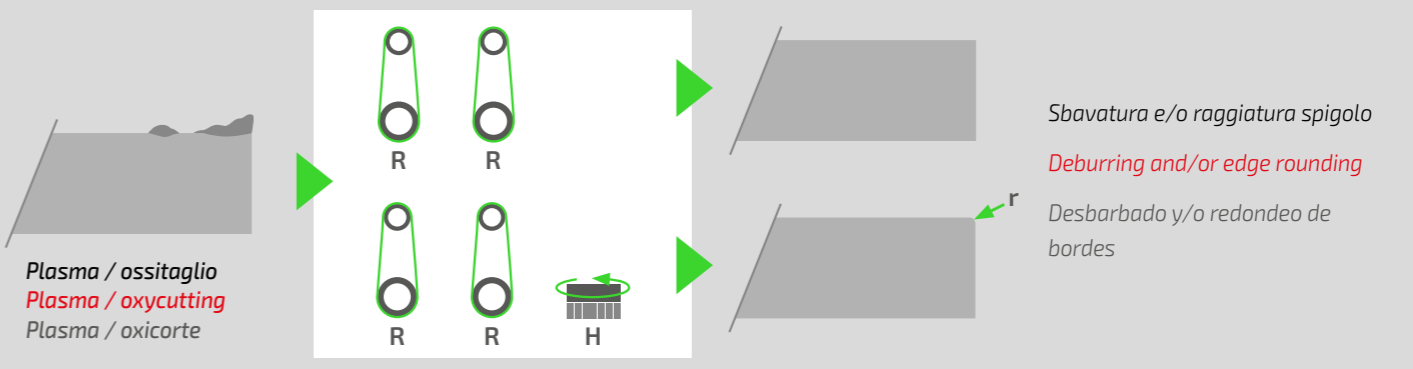
Acciai
Steel
Acero

Acciai inossidabili
Stainless steel
Acero inoxidable

Alluminio
Aluminum
Aluminio


Materiali avanzati
Advanced materials
Materiales avanzados

CONFIGURATION FROM 2 TO 4 UNITS



MACCHINA BASE
BASIC MACHINE
MÁQUINA BÁSICA

- ✓ Versione a 2/3/4 operatori
Version 2/3/4 operators
Versión 2/3/4 operadores
- ✓ Altezza fissa 900mm
Fixed height 900mm
Altura fija 900 mm
- ✓ Larghezza utile di lavoro 1350-1650mm
Working width 1350-1650mm
Ancho de trabajo 1350-1650mm
- ✓ Spessore di lavoro min/max 0.5-170/200mm
Working thickness min/max 0.5-170/200mm
Grosor del trabajo min/max 0.5-170/200mm
- ✓ Dimensione nastri abrasivi (sviluppo) 2620mm
Abrasive belt (length) 2620mm
Dimensiones bandas lijadora 2620mm
- ✓ Inverter controllo velocità avanzamento
Inverter for feed speed control
Inverter por el control de velocidad de avance
- ✓ Teleassistenza
Teleservice
Teleservicio



Giant M1350-1650

Layout dedicato
Dedicated layout
Diseño dedicado




Need Help?

No problem. Just connect the electronic cable we gave you to the machine. EMC technician will do the rest of the job.

**“Look no further for a better finishing!
We have what you’re looking for.
Make your choice”.**



Via Brodolini, 23 - 40026 Imola (Bo) Italy
Tel. +39 0542 688034 - Fax +39 0542 643959
E-mail: info@emc-italia.it



www.emc-italia.it



Giant Line

M1350-1650

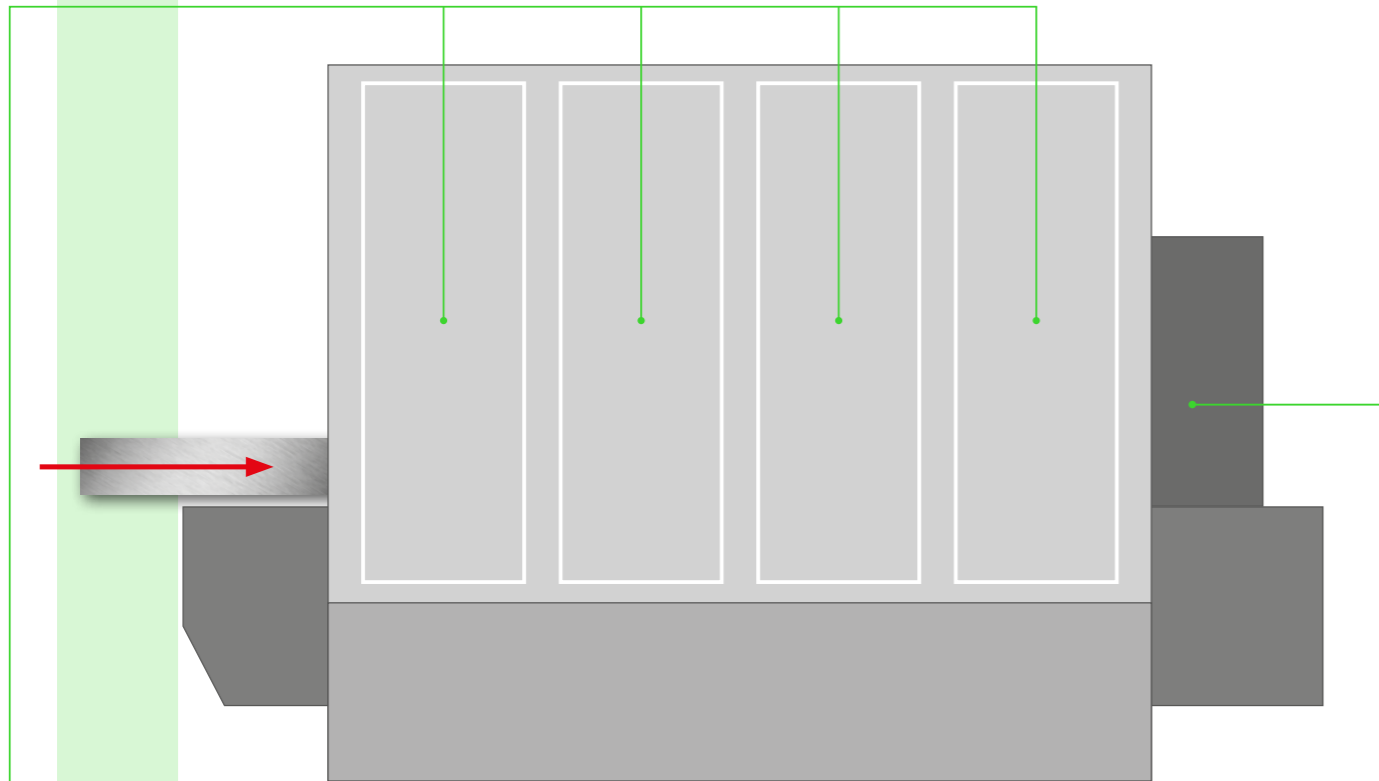
With this you can do everything!



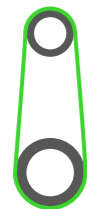
EMC

Metal Division






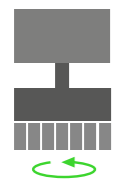
CONFIGURATION FROM 2 TO 4 UNITS



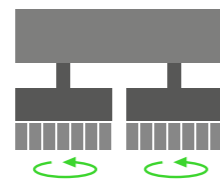
Kontaktwalze
Groupe de ponçage à Rouleau
Рабочий узел Вал



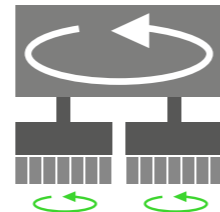
Bürstenwelle
Groupe de brosse à Brosse
Щёточный узел



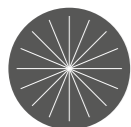
Bürstenwalze tangential 1x
Unité de Brosse Tangentielle 1x
Рабочий узел с дисковыми щётками 1x



Bürstenwalze tangential 2x
Unité de Brosse Tangentielle 2x
Рабочий узел с дисковыми щётками 2x



Planetarisch
Système planétaire
Планетарная система



Bürstenwelle Ø200
Groupe de brosse à Brosse Ø200
Щёточный узел Ø200



Bürstenwelle Ø150
Groupe de brosse à Brosse Ø150
Щёточный узел Ø150



Turbo Ablaseinrichtung
Turbo soufflettes
Турбо обдуватель



Kompakt-Geblase
Soufflette compacte
Компактный обдуватель

Kontaktwalze
Groupe rouleau
Рабочий узел Вал

Ø250 Ø330

Elektronischer Körnungsausgleich
Grit-set électronique
Электронное устройство Grit-set для компенсации зернистости шлифленты

Bürstenaggregat in Längsrichtung
Groupe brosse longitudinale
Щёточный продольный узел

Ø250 Ø350

Bürstenwalze tangential / planetarisch
Groupe de brosses système tangentiel / planétaire
Узел тангенциальных щёток/планетарная система

REVOLUTION BRUSH

Tangentiale Bürsten mit Schnellspanvorrichtung
Brosses tangentielles avec changement rapide
Тангенциальные щётки с устройством быстрой замены

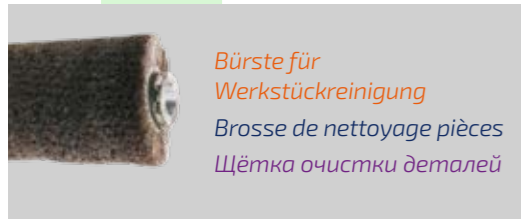
Heavy duty machine

Giant Line

M1350-1650




**Flexibility of configuration,
the choice is yours!**




Bürste für
Werkstückreinigung
Brosse de nettoyage pièces
Щётка очистки деталей

Integrierter Bürsten-Gleichrichter
Redresseur de brosse intégré
Встроенный щёточный
выпрямитель



Bürstenwalze für
Transportteppich-Reinigung
Brosse nettoyage du tapis
Щётка для очистки конвейера

Doppelter Bürstenaggregat im Auslauf
der Maschine
Double brosse en sortie
Двойная щётка на выходе



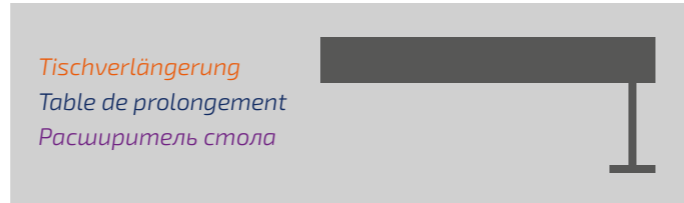
Vakuumschisch, Gebläse im Maschinen-
ständer integriert (variabel einstellbar)
Dépresseur à l'intérieur (réglage variable
avec convertisseur)
Внутренняя вакуумная установка
(изменяемая калибровка, инвертор)



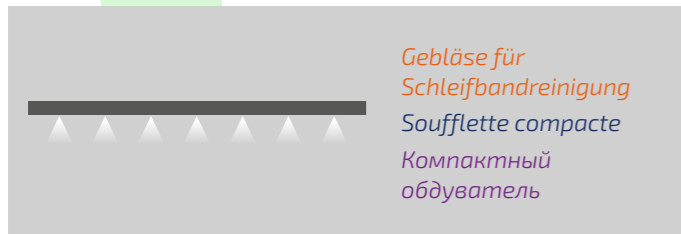
Magnet-Teppich
Piste magnétique
Магнитная
лента



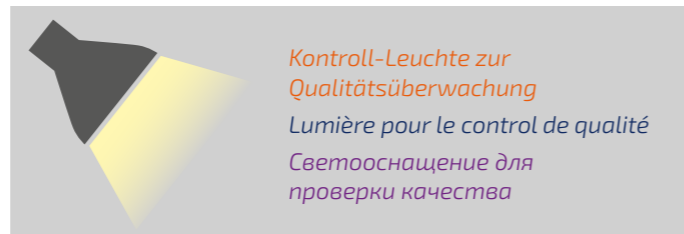
Rollentisch-Verlängerung
Rouleaux de prolongement
Рольганг расширитель



Tischverlängerung
Table de prolongement
Расширитель стола



Gebläse für
Schleifbandreinigung
Soufflette compacte
Компактный
обдуватель



Kontroll-Leuchte zur
Qualitätsüberwachung
Lumière pour le control de qualité
Светооснащение для
проверки качества



Turbo Abblaseeinrichtung
Turbo-soufflettes
Турбо обдуватели



Maschine kann als Links-
oder Rechtsausführung
geliefert werden
Machine en version
droite au gauche
Станок в левостороннем
и правостороннем
исполнении



Elektronischer
Bedienpult
auf Schwenkarm
Unité de contrôle
électronique
à pendule
Висячий пульт
управления



Automatischer
Positionierung
Palpeur
automatique
Автоматический
позиционер



Maschine ausgeführt mit
Abstandbedienung, statistische
Wiedergabe und virtueller Unterstützung
Personnalisation de la machine avec
contrôle à distance, affichage des
statistiques et assistance virtuelle
Персонализация станка с
дистанционным управлением,
отображение статистики и
виртуальной помощью

INDUSTRY 4.0 READY

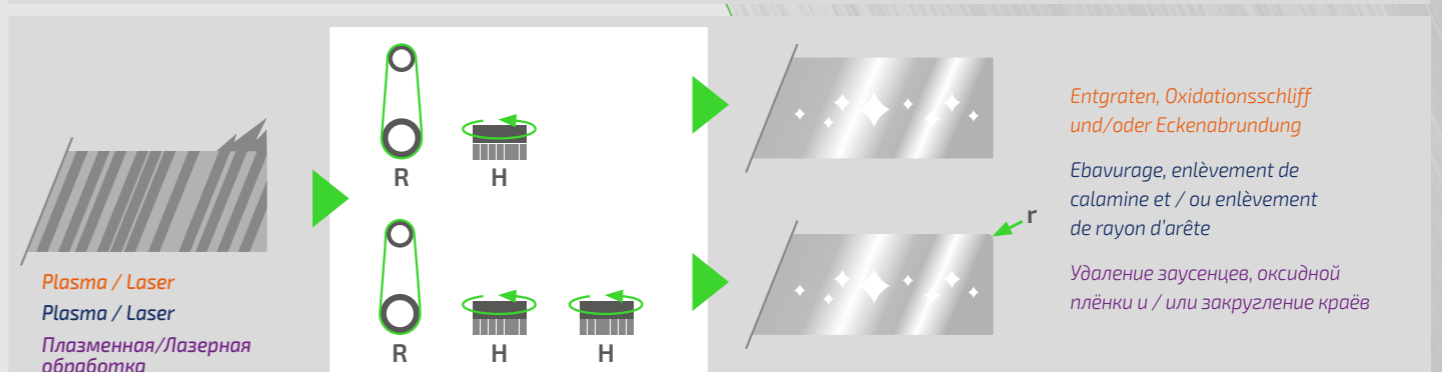
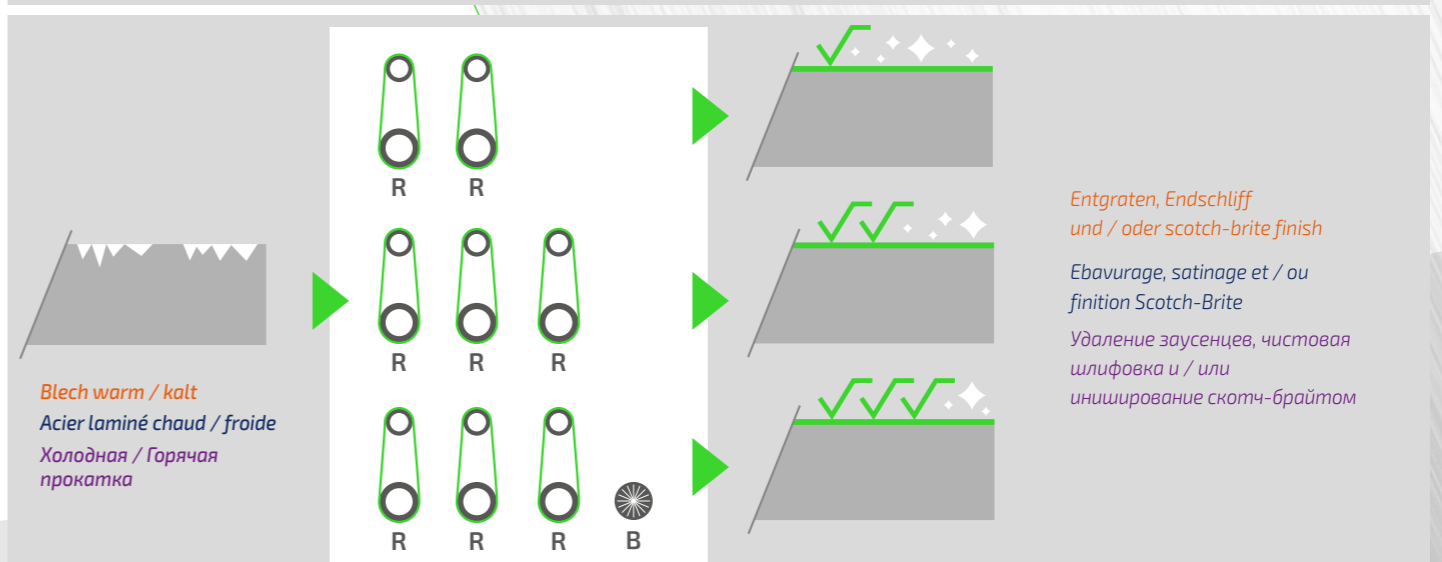
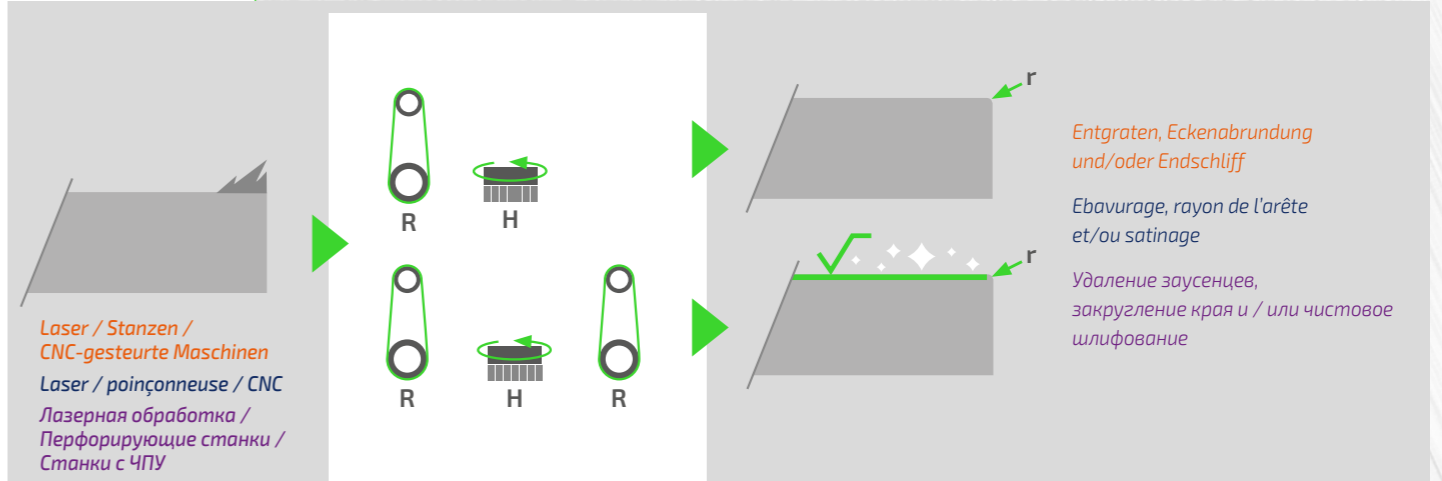
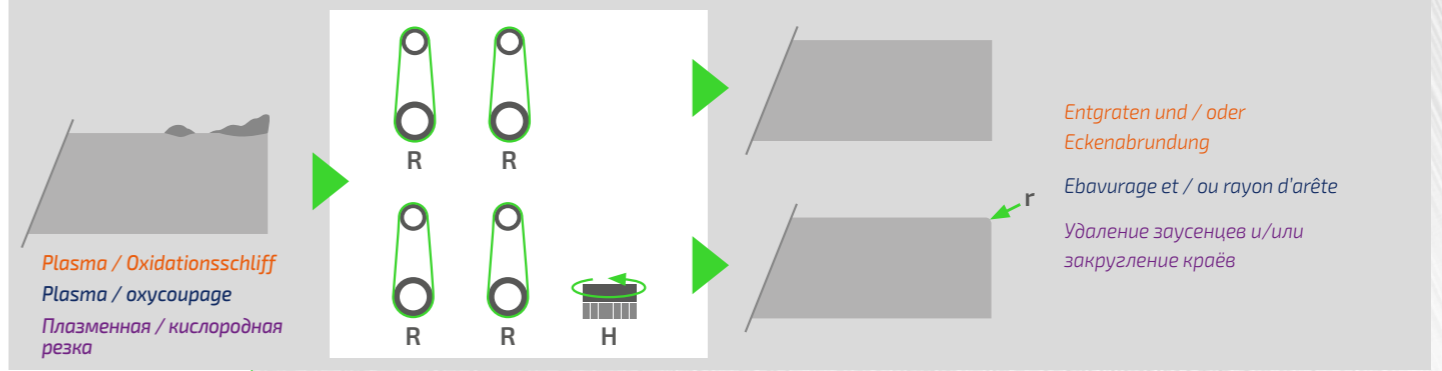
Stahl
Aciers
Сталь

Edelstahl
Aciers inoxydables
Нержавеющая сталь

Aluminium
Aluminium
Алюминий

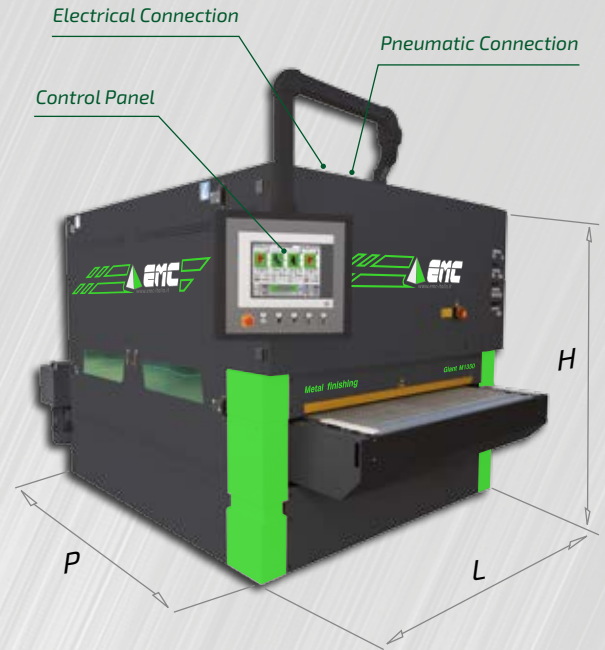
Hochwertige Metalle
Matériaux avancés
Передовые материалы

CONFIGURATION FROM 2 TO 4 UNITS



GRUNDMASCHINE
MACHINE DE BASE
БАЗОВОЕ ИСПОЛНЕНИЕ

- ✓ Ausführung für 2/3/4 Bediener
Version à 2 /3/4 groupes de travail
Версия с 2/3/4 рабочими группами
- ✓ Konstante Tischhöhe 900 mm
Hauteur fixe 900 mm
Фиксированная высота 900мм
- ✓ Arbeitsbreite 1350 mm
Largeur utile de travail 1350-1650 mm
Полезная рабочая ширина 1350-1650 мм
- ✓ Arbeitshöhe
min/max 0.5-170/200mm
Epaisseur de travail
min /max 0.5-170/200mm
Мин./Макс. рабочая толщина
0.5-170/200мм
- ✓ Schleifband (Länge) 2620mm
Dimension bandes abrasives
développement 2620 mm
Размер шлифовальных лент (длина) 2620 мм
- ✓ Inverter für Vorschubgeschwindigkeit
Convertisseur control vitesse d'entraînement
Инвертор контроля скорости подачи
- ✓ Teleservice
Teleservice
Удалённая диагностика



Giant M1350-1650

Dediziertes Layout
Layout dédiée
Лейаум



Need Help?


No problem. Just connect the electronic cable we gave you to the machine. EMC technician will do the rest of the job.

**“Look no further for a better finishing!
We have what you’re looking for.
Make your choice”.**

**EMC**
Metal Division

Via Brodolini, 23 - 40026 Imola (Bo) Italy
Tel. +39 0542 688034 - Fax +39 0542 643959
E-mail: info@emc-italia.it



 @emcrealfinishing

 emcsrl

www.emc-italia.it